

CROSS-COUNTRY TEAM RELAY

Val Di Sole (ITA) - 25 AUG 2021

Results

Men / Women

	N°	Name	UCI ID	Category	YOB	Time	Rank
1	FRANCE				16.773 km/h	1:25:51	FRA
	1A	AZZARO Mathis	10027279010	MU	2000	13:12	6
	1B	BOICHIS Adrien	10066204302	MJ	2003	13:13	3
	1C	GERAULT Lena	10008055529	WE	1995	15:09	3
	1D	TOURNUT Tatiana	10074538319	WJ	2004	16:05	1
	1E	BURQUIER Line	10065794777	WJ	2003	15:29	1
	1F	SARROU Jordan	10006804431	ME	1992	12:43	1
2	UNITED STATES OF AMERICA				16.619 km/h	1:26:39	USA
	4A	BLEVINS Christopher	10010130319	ME	1998	12:39	1
	4B	JOHNSON Brayden	10092766841	MJ	2003	13:10	1
	4C	BLUNK Savilia	10015719539	WU	1999	15:28	2
	4D	HOLCOMB Ruth	10099445087	WJ	2003	17:28	7
	4E	COURTNEY Kate	10008148889	WE	1995	15:37	3
	4F	AMOS Riley	10059075206	MU	2002	12:17	2
3	GERMANY				16.615 km/h	1:26:40	GER
	8A	KAISER Leon Reinhard	10043808820	MU	2000	13:26	9
	8B	SCHEHL Paul	10060490594	MJ	2004	13:12	5
	8C	van THIEL Sina	10049040958	WJ	2003	16:24	8
	8D	BENZ Nina	10010827002	WE	1998	15:14	5
	8E	EIBL Ronja	10015770564	WU	1999	15:52	2
	8F	SCHWARZBAUER Luca	10008816674	ME	1996	12:32	3
4	ITALY				16.457 km/h	1:27:30	ITA
	2A	BRAIDOT Luca	10006120074	ME	1991	12:41	2
	2B	BETTOE Marco	10029120087	MJ	2004	14:31	8
	2C	BERTA Martina	10048435114	WE	1998	15:11	7
	2D	CORTINOVIS Sara	10030738674	WJ	2003	17:08	8
	2E	TOVO Marika	10011219042	WU	1999	15:28	7
	2F	ZANOTTI Juri	10011009581	MU	1999	12:31	4
5	SWITZERLAND				16.379 km/h	1:27:55	SUI
	3A	INDERGAND Reto	10006453716	ME	1991	12:52	5
	3B	TREUDLER Finn	10034783776	MJ	2003	13:43	4
	3C	KOLLER Nicole	10009354420	WE	1997	15:33	6
	3D	SCHNEEBELI Jacqueline	10034809240	WU	2001	15:49	3
	3E	RUETSCHI Noelle	10034810553	WJ	2004	16:51	5
	3F	BALMER Alexandre	10016568287	MU	2000	13:07	5
6	GREAT BRITAIN				16.308 km/h	1:28:18	GBR
	5A	BIRCHILL Harry	10023853391	MU	2001	13:48	12
	5B	ALDRIDGE Charlie	10023937762	MU	2001	12:52	6
	5C	SHORT Isla	10008874672	WE	1996	15:22	5
	5D	MACLEAN-HOWELL Ella	10094659452	WJ	2004	16:34	6
	5E	KAY Anna	10015470672	WU	1999	16:17	6
	5F	CARRICK-ANDERSON Corran	10083354003	MJ	2003	13:25	6
7	CZECH REPUBLIC				16.192 km/h	1:28:56	CZE
	7A	VASTL Jan	10007995410	ME	1995	12:49	3
	7B	ZATLOUKAL Jan	10047258380	MU	2002	13:06	2
	7C	TVARUZKOVA Tereza	10011218638	WE	1998	15:57	4
	7D	SASKOVA Tereza	10048171392	WU	2000	16:24	4
	7E	BEDRNIKOVA Karolina	10047257370	WJ	2003	17:01	9
	7F	KONECNY Filip	10063323604	MJ	2003	13:39	7

CROSS-COUNTRY TEAM RELAY

Val Di Sole (ITA) - 25 AUG 2021

Results

Men / Women

	N°	Name	UCI ID	Category	YOB	Time	Rank	
8	AUSTRIA				16.009 km/h	1:29:57		AUT
	6A	RAGGL Gregor	10006801906	ME	1992	13:15	7	
	6B	GABL Samuel	10035124084	MJ	2004	14:43	12	
	6C	SADNIK Katharina	10035125906	WJ	2003	17:21	12	
	6D	MITTERWALLNER Mona	10054839841	WU	2002	15:08	9	
	6E	CHURFUERST Daniel	10035121862	MU	2002	14:02	4	
	6F	STIGGER Laura	10054955736	WU	2000	15:28	8	
9	BELGIUM				15.874 km/h	1:30:43		BEL
	13A	VANDERSTEEN Jarne	10064997357	MU	2002	13:26	10	
	13B	REX Tim	10064270766	MJ	2004	14:31	11	
	13C	MICHIELS Githa	10003951015	WE	1983	16:05	9	
	13D	GREGOIRE Julia	10078354459	WJ	2004	17:55	11	
	13E	de FROIDMONT Pierre	10009586614	ME	1997	13:07	8	
	13F	DETILLEUX Emeline	10011015746	WU	1999	15:39	9	
10	CANADA				15.695 km/h	1:31:45		CAN
	12A	WOODS Carter	10048829477	MU	2001	12:52	4	
	12B	PAILLE Zorak	10055123262	MJ	2004	15:00	10	
	12C	BRADBURY Nicole	10048295068	WJ	2003	17:32	13	
	12D	JOHNSTON Emily	10016150884	WU	2002	16:55	12	
	12E	JACKSON Jennifer	10059419251	WE	1995	16:41	11	
	12F	BOUCHARD Leandre	10090960318	ME	1992	12:45	10	
11	SWEDEN				15.615 km/h	1:32:13		SWE
	15A	LIND Oscar	10022309475	MU	2002	13:25	8	
	15B	SODERQVIST Jakob	10022431232	MJ	2003	13:49	9	
	15C	SANDIN Hugo	10022331000	MJ	2004	13:45	1	
	15D	HYLEN Tilda	10022425370	WJ	2004	16:54	2	
	15E	OSKARSSON Malin	10022435272	WJ	2004	18:16	10	
	15F	GUSTAFZZON Linn	10008674814	WE	1994	16:04	11	
12	POLAND				15.514 km/h	1:32:49		POL
	14A	NIEBORAS Mateusz	10016015892	MU	1999	14:17	13	
	14B	BRZOSKA Filip	10048988014	MJ	2003	14:43	13	
	14C	SOLUS-MISKOWICZ Katarzyna	10004607379	WE	1988	15:52	11	
	14D	ZUR Kinga	10054545710	WJ	2004	17:51	13	
	14E	SZCZECINSKA Matylda	10058445110	WU	2002	16:40	12	
	14F	LUKASIK Krzysztof	10010092832	ME	1993	13:26	12	
13	SLOVAKIA				15.121 km/h	1:35:14		SVK
	10A	ULIK Matej	10009336737	ME	1997	13:29	11	
	10B	JENCUS Jakub	10046034564	MU	2001	13:37	7	
	10C	KURNICKA Tereza	10046029514	WJ	2003	17:20	10	
	10D	KESEG STEVKOVA Janka	10004201801	WE	1976	17:30	10	
	10E	PAULECHOVA Radka	10046037796	WU	2001	18:41	13	
	10F	HRTANEK Martin	10046071647	MJ	2003	14:37	13	
14	SPAIN				15.037 km/h	1:35:46		ESP
	9A	CAMPOS MOTOS David Domingo	10037969521	MU	2000	14:28	14	
	9B	MORELL COLL Aniol	10074393324	MJ	2003	14:41	14	
	9C	GOMEZ ANDREU Lucia	10040316113	WU	2002	17:22	14	
	9D	MENDEZ BERLANGA Sara	10048812303	WJ	2003	18:41	14	
	9E	BOSCH PICO Nuria	10011205908	WU	1999	17:57	14	
	9F	VALERO SERRANO David	10008594281	ME	1988	12:37	14	

CROSS-COUNTRY TEAM RELAY

Val Di Sole (ITA) - 25 AUG 2021

Results

Men / Women

N°	Name	UCI ID	Category	YOB	Time	Rank
15	SOUTH AFRICA				-1LAP	RSA
11A	von DURING Kai	10104130894	MJ	2003	14:53	15
11B	MANN Madison	10114213743	WJ	2004	20:43	15
11C	SCHOFMANN Andrea	10104157974	WJ	2003	18:56	15
11D	RUWIEL Luca	10104158479	MJ	2003	15:18	15
11E	STRYDOM Danielle	10011172764	WU	1999		
11F	van ZYL Johan	10075544590	MU	2001		

Total Race Distance	Laps	Avg Speed	Participants						Weather	Temperature
			Entries / NOCs	Finished	Lapped	DNF	DSQ	DNS		
24.0 km	6	16.773 Km/h	15/15	14	1				Sunny	25°C

Finish Judge	President of Commissaires' Panel LUIK Ulf (GER)
--------------	---

CROSS-COUNTRY OLYMPIC

Val Di Sole (ITA) - 28 AUG 2021

Results

Men Elite

1 Start Loop + 6 Laps - Distance: 25.96 km

Rank	N°	Name	UCI ID	National Team	YOB	Time	Gap
1	2	SCHURTER Nino	10004151580	SWITZERLAND	1986	1:22:31	+0:00
2	3	FLUECKIGER Mathias	10003344258	SWITZERLAND	1988	1:22:33	+0:02
3	7	KORETZKY Victor	10007624382	FRANCE	1994	1:23:39	+1:08
4	12	DASCALU Vlad	10010129006	ROMANIA	1997	1:24:07	+1:36
5	20	BRANDL Maximilian	10009586513	GERMANY	1997	1:24:14	+1:43
6	87	GAZE Samuel	10008611560	NEW ZEALAND	1995	1:25:01	+2:30
7	4	AVANCINI Henrique	10005558383	BRAZIL	1989	1:25:01	+2:30
8	11	HATHERLY Alan	10008833751	SOUTH AFRICA	1996	1:25:02	+2:31
9	26	COLOMBO Filippo	10009586210	SWITZERLAND	1997	1:25:02	+2:31
10	8	VADER Milan	10008833347	NETHERLANDS	1996	1:25:06	+2:35
11	18	VALERO SERRANO David	10008594281	SPAIN	1988	1:25:15	+2:44
12	14	CAROD Titouan	10007705218	FRANCE	1994	1:25:21	+2:50
13	62	GUERRINI Marcel	10007651563	SWITZERLAND	1994	1:25:43	+3:12
14	19	FORSTER Lars	10006915070	SWITZERLAND	1993	1:25:57	+3:26
15	68	LINDBERG Jonas	10009413630	DENMARK	1997	1:26:00	+3:29
16	5	CINK Ondrej	10006456342	CZECH REPUBLIC	1990	1:26:11	+3:40
17	6	KERSCHBAUMER Gerhard	10006446137	ITALY	1991	1:26:12	+3:41
18	29	BLEVINS Christopher	10010130319	UNITED STATES OF AMERICA	1998	1:26:24	+3:53
19	41	PHILIPP Antoine	10009545285	FRANCE	1997	1:26:28	+3:57
20	53	BERTOLINI Gioele	10007946102	ITALY	1995	1:26:31	+4:00
21	46	SCHWARZBAUER Luca	10008816674	GERMANY	1996	1:26:46	+4:15
22	52	BLUMS Martins	10008119890	LATVIA	1995	1:26:50	+4:19
23	23	COLLEDANI Nadir	10007946001	ITALY	1995	1:27:01	+4:30
24	28	WAWAK Bartłomiej	10007312366	POLAND	1993	1:27:03	+4:32
25	30	SINTSOV Anton	10002843292	RUSSIAN CYCLING FEDERATION	1985	1:27:19	+4:48
26	1	SARROU Jordan	10006804431	FRANCE	1992	1:27:25	+4:54
27	25	LITSCHER Thomas	10005835340	SWITZERLAND	1989	1:27:27	+4:56
28	22	BOUCHARD Leandre	10090960318	CANADA	1992	1:27:27	+4:56
29	59	OLIVER Ben	10008814149	NEW ZEALAND	1996	1:27:37	+5:06
30	40	EGGER Georg	10008131109	GERMANY	1995	1:27:42	+5:11
31	17	GRIOT Thomas	10008081801	FRANCE	1994	1:27:51	+5:20
32	36	MARKT Karl	10003917366	AUSTRIA	1980	1:27:54	+5:23
33	85	SCHEHL Niklas	10009979159	GERMANY	1998	1:27:59	+5:28
34	49	VASTL Jan	10007995410	CZECH REPUBLIC	1995	1:28:10	+5:39
35	57	NORDEMANN David	10009546703	NETHERLANDS	1997	1:28:20	+5:49
36	44	MANTECON GUTIERREZ Sergio	10003279388	SPAIN	1984	1:28:49	+6:18
37	39	HAEGSTAD Erik	10008875379	NORWAY	1996	1:28:56	+6:25
38	24	BRAIDOT Daniele	10006444723	ITALY	1991	1:29:07	+6:36
39	34	INDERGAND Reto	10006453716	SWITZERLAND	1991	1:29:13	+6:42
40	43	RAGGL Gregor	10006801906	AUSTRIA	1992	1:29:30	+6:59
41	81	FORTIER Marc Andre	10008815058	CANADA	1996	1:29:37	+7:06
42	9	MAROTTE Maxime	10003393566	FRANCE	1986	1:29:44	+7:13
43	15	TEMPIER Stephane	10004229382	FRANCE	1986	1:29:44	+7:13
44	51	COCUZZI Luiz Henrique	10007494545	BRAZIL	1993	1:30:00	+7:29
45	38	HARING Martin	10005540195	SLOVAKIA	1986	1:30:05	+7:34
46	33	SCHUERMANS Jens	10007338133	BELGIUM	1993	1:30:13	+7:42
47	73	ESTEBAN AGUERO Ismael	10042078782	SPAIN	1983	1:30:18	+7:47
48	16	COOPER Anton	10007693191	NEW ZEALAND	1994	1:30:40	+8:09
49	83	BASTOS GALINSKI Ulan	10015899900	BRAZIL	1998	1:30:48	+8:17
50	32	ULLOA AREVALO Jose Gerardo	10008865881	MEXICO	1996	1:31:09	+8:38
51	47	SKARNITZL Jan	10003279691	CZECH REPUBLIC	1986	1:31:09	+8:38
52	77	DISERA Quinton	10009821232	CANADA	1998	1:31:37	+9:06
53	27	CARSTENSEN Sebastian Fini	10008129590	DENMARK	1995	1:31:37	+9:06
54	95	KOBES Lukas	10008822435	CZECH REPUBLIC	1996	1:31:38	+9:07
55	84	VROUWENVELDER Luke	10008862245	UNITED STATES OF AMERICA	1995	1:31:44	+9:13
56	61	du TOIT Arno	10007494444	SOUTH AFRICA	1993	1:31:49	+9:18
57	60	de FROIDMONT Pierre	10009586614	BELGIUM	1997	1:31:54	+9:23

CROSS-COUNTRY OLYMPIC

Val Di Sole (ITA) - 28 AUG 2021

Results

Men Elite

Rank	N°	Name	UCI ID	National Team	YOB	Time	Gap
58	90	ORSCHER Tyler	10010826392	CANADA	1998	1:32:04	+9:33
59	21	ANDREASSEN Simon	10009436363	DENMARK	1997	1:32:06	+9:35
60	50	DUBAU Joshua	10008749582	FRANCE	1996	1:32:08	+9:37
61	45	GOTARDELO MULLER Guilherme	10009023105	BRAZIL	1993	1:32:47	+10:16
62	63	TITARENKO Dmytro	10006764722	UKRAINE	1990	1:32:55	+10:24
63	37	DISERA Peter	10008178393	CANADA	1995	1:33:12	+10:41
64	35	McCONNELL Daniel	10075237628	AUSTRALIA	1985	1:33:30	+10:59
65	89	PEREZ ROMAN Georwill	10008104938	PUERTO RICO	1993	1:33:56	+11:25
66	86	AGOSTINELLI Alessio	10011133459	ITALY	1997	1:34:29	+11:58
67	13	BRAIDOT Luca	10006120074	ITALY	1991	-1LAP	
68	64	NAGLIC Rok	10009079180	SLOVENIA	1996	-1LAP	
69	92	BEERS Matthew	10010019878	SOUTH AFRICA	1994	-1LAP	
70	72	MIRANDA MALDONADO Sebastian	10008095137	CHILE	1992	-1LAP	
71	67	PALUMBY Zsombor	10008821223	HUNGARY	1996	-1LAP	
72	78	DAVOUST Stephan	10010038369	UNITED STATES OF AMERICA	1995	-1LAP	
73	55	L'ESPERANCE Andrew	10103907289	CANADA	1991	-1LAP	
74	69	LUKASIK Krzysztof	10010092832	POLAND	1993	-1LAP	
75	42	RODRIGUEZ GUEDE Pablo	10007278620	SPAIN	1993	-1LAP	
76	82	DELICH PARDO Nicolas	10010127083	CHILE	1997	-1LAP	
77	96	MIRANDA JAIME Jaime	10008178700	MEXICO	1994	-2LAP	
78	99	FARIAS DIAZ Patricio	10006950032	CHILE	1990	-2LAP	
79	103	MARTINEZ GALVAN Amando	10009998458	MEXICO	1997	-2LAP	
80	109	CANAVERAL VARGAS Johan Sebastian	10008605702	COLOMBIA	1990	-2LAP	
81	48	FOIDL Maximilian	10008079979	AUSTRIA	1995	-3LAP	
82	75	de REZENDE JUNIOR Edson Gilmar	10009584388	BRAZIL	1997	-3LAP	
83	104	GELPES SAYAVEDRA Eduardo	10056606655	URUGUAY	1993	-3LAP	
84	101	AVILES GANGAS Pedro	10052918736	CHILE	1994	-3LAP	
85	94	MAKAE Tumelo	10009579338	LESOTHO	1996	-3LAP	
86	70	KONIAIEV Oleksandr	10087695660	UKRAINE	1996	-3LAP	
87	107	DEPE Serdar	10010129915	TURKEY	1998	-3LAP	
88	76	KOZLOVSKYY Volodymyr	10009839420	UKRAINE	1997	-4LAP	
89	108	VALIAUGA Arnoldas	10007268112	LITHUANIA	1992	-4LAP	
	65	ULIK Matej	10009336737	SLOVAKIA	1997	DNF3	
	105	ADAOS ALVAREZ Franco Nicolas	10008141314	CHILE	1995	DNF2	
	31	FUMIC Manuel	10002455700	GERMANY	1982	DNS	
	58	FINCHAM Sean	10010126982	CANADA	1998	DNS	
	106	COCUZZI Juliano	10009585196	BRAZIL	1996	DNS	

Finished	Lapped	DNF	DSQ	DNS	Weather	Temperature	Avg Speed
66	23	2		3	Cloudy	18°C	18.876 Km/h

Finish Judge	President of Commissaires' Panel LUIK Ulf (GER)
--------------	---

Legend:	-n Lap Lapped with n laps remaining	DNF Did Not Finish (abandoned in lap n)	DNS Did Not Start
----------------	--	--	--------------------------

CROSS-COUNTRY OLYMPIC

Val Di Sole (ITA) - 28 AUG 2021

Results

Women Elite

1 Start Loop + 5 Laps - Distance: 21.96 km

Rank	N°	Name	UCI ID	National Team	YOB	Time	Gap
1	13	RICHARDS Evie	10009659665	GREAT BRITAIN	1997	1:23:52	+0:00
2	3	TERPSTRA Anne	10005365292	NETHERLANDS	1991	1:24:55	+1:03
3	6	FREI Sina	10009354521	SWITZERLAND	1997	1:25:00	+1:08
4	4	NEFF Jolanda	10007094118	SWITZERLAND	1993	1:25:00	+1:08
5	18	WLOSZCZOWSKA Maja	10002732956	POLAND	1983	1:25:39	+1:47
6	1	FERRAND PREVOT Pauline	10006629831	FRANCE	1992	1:26:27	+2:35
7	2	McCONNELL Rebecca	10075237729	AUSTRALIA	1991	1:26:37	+2:45
8	11	TAUBER Anne	10009555894	NETHERLANDS	1995	1:26:48	+2:56
9	33	DEGN Malene	10008815361	DENMARK	1996	1:27:09	+3:17
10	28	KELLER Alessandra	10008717654	SWITZERLAND	1996	1:27:12	+3:20
11	46	BENZ Nina	10010827002	GERMANY	1998	1:27:46	+3:54
12	16	INDERGAND Linda	10007333382	SWITZERLAND	1993	1:28:05	+4:13
13	34	GERAULT Lena	10008055529	FRANCE	1995	1:28:15	+4:23
14	21	SHORT Isla	10008874672	GREAT BRITAIN	1996	1:28:33	+4:41
15	36	von BERSWORDT Sophie	10008748471	NETHERLANDS	1996	1:29:01	+5:09
16	9	LOIV Janika	10010871559	ESTONIA	1989	1:29:49	+5:57
17	43	RIEDER Nadine	10006335090	GERMANY	1989	1:29:56	+6:04
18	8	BELOMOINA Yana	10006646100	UKRAINE	1992	1:29:56	+6:04
19	52	SOLUS-MISKOWICZ Katarzyna	10004607379	POLAND	1988	1:30:00	+6:08
20	24	BERTA Martina	10048435114	ITALY	1998	1:30:25	+6:33
21	42	SEIWALD Greta	10009549430	ITALY	1997	1:30:25	+6:33
22	17	PENDREL Catharine	10004040133	CANADA	1980	1:30:40	+6:48
23	5	COURTNEY Kate	10008148889	UNITED STATES OF AMERICA	1995	1:30:42	+6:50
24	7	LECHNER Eva	10003279085	ITALY	1985	1:30:42	+6:50
25	38	WALTER Sandra	10004295868	CANADA	1980	1:30:53	+7:01
26	14	BATTEN Haley	10010130521	UNITED STATES OF AMERICA	1998	1:31:13	+7:21
27	54	ILINA Kristina	10009838814	RUSSIAN CYCLING FEDERATION	1998	1:31:35	+7:43
28	32	FORCHINI Ramona	10007661162	SWITZERLAND	1994	1:31:53	+8:01
29	12	MICHELIS Githa	10003951015	BELGIUM	1983	1:32:01	+8:09
30	27	LILL Candice	10006797256	SOUTH AFRICA	1992	1:32:13	+8:21
31	30	LAST Annie	10005621435	GREAT BRITAIN	1990	1:32:27	+8:35
32	49	CZECZINKAROVA Jana	10009338151	CZECH REPUBLIC	1997	1:32:35	+8:43
33	65	URBAN Kelsey	10010130420	UNITED STATES OF AMERICA	1998	1:32:41	+8:49
34	68	HAEBERLIN Steffi	10106744339	SWITZERLAND	1997	1:32:56	+9:04
35	35	BENKO Barbara	10005872625	HUNGARY	1990	1:33:04	+9:12
36	59	FINCHAMP Hannah	10009349265	UNITED STATES OF AMERICA	1995	1:33:23	+9:31
37	39	TEOCCHI Chiara	10008817280	ITALY	1996	1:33:36	+9:44
38	20	ZAKELJ Tanja	10004604450	SLOVENIA	1988	1:33:55	+10:03
39	53	ALVARADO Ceylin del Carmen	10009857305	NETHERLANDS	1998	1:34:09	+10:17
40	19	CABELICKA Jitka	10006049043	CZECH REPUBLIC	1990	1:34:18	+10:26
41	41	OSL Elisabeth	10003278479	AUSTRIA	1985	1:34:23	+10:31
42	29	KOLLER Nicole	10009354420	SWITZERLAND	1997	1:34:29	+10:37
43	61	ARSENEAULT Laurie	10009589442	CANADA	1997	1:34:33	+10:41
44	47	KOOPMANS Lotte	10015770261	NETHERLANDS	1993	1:34:39	+10:47
45	58	TVARUZKOVA Tereza	10011218638	CZECH REPUBLIC	1998	1:35:24	+11:32
46	37	JACKSON Jennifer	10059419251	CANADA	1995	1:36:22	+12:30
47	44	GORYCKA Paula	10005864339	POLAND	1990	1:36:48	+12:56
48	60	MONTAMBAULT Cindy	10006458665	CANADA	1983	1:37:28	+13:36
49	25	BATTY Emily	10003455406	CANADA	1988	-1LAP	
50	40	KESEG STEVKOVA Janka	10004201801	SLOVAKIA	1976	-1LAP	
51	63	KIRSANOVA Viktoria	10010129410	RUSSIAN CYCLING FEDERATION	1998	-1LAP	
52	22	STRAUSS Mariske	10006449773	SOUTH AFRICA	1991	-1LAP	
53	66	PARTOAZAR Faranak	10010703528	ISLAMIC REPUBLIC OF IRAN	1988	-1LAP	
54	56	NOYMAN Naama	10009828710	ISRAEL	1998	-1LAP	
55	45	SOARES CANDIDO Leticia Jaqueline	10007476559	BRAZIL	1991	-1LAP	
56	69	MORENO CAMUS Maria Trinidad	10051905286	CHILE	1993	-2LAP	
57	23	BRANDAU Elisabeth	10002924229	GERMANY	1985	-2LAP	

CROSS-COUNTRY OLYMPIC

Val Di Sole (ITA) - 28 AUG 2021

Results

Women Elite

Rank	N°	Name	UCI ID	National Team	YOB	Time	Gap
62		MUNOZ JARAMILLO Evelyn	10052555590	CHILE	1990	DNF2	
57		GUSTAFZZON Linn	10008674814	SWEDEN	1994	DNF1	
31		SMITH Haley	10007852132	CANADA	1993	DNF0	
10		RISSVEDS Jenny	10007709864	SWEDEN	1994	DNS	
26		DAVISON Lea	10003588374	UNITED STATES OF AMERICA	1983	DNS	
70		CASADEY Josefina	10100975061	ARGENTINA	1986	DNS	

Finished	Lapped	DNF	DSQ	DNS	Weather	Temperature	Avg Speed
48	9	3		3	Cloudy	20°C	15.711 Km/h

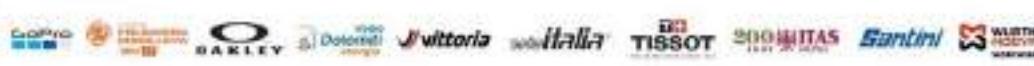
Finish Judge	President of Commissaires' Panel LUIK Ulf (GER)
--------------	---

Legend:	-n Lap Lapped with n laps remaining	DNFn Did Not Finish (abandoned in lap n)	DNS Did Not Start
----------------	--	---	--------------------------

MAIN PARTNERS



OFFICIAL PARTNERS



CROSS-COUNTRY OLYMPIC

Val Di Sole (ITA) - 28 AUG 2021

Results

Men Under 23

1 Start Loop + 5 Laps - Distance: 21.96 km

Rank	N°	Name	UCI ID	National Team	YOB	Time	Gap
1	3	VIDAURRE KOSSMANN Martin	10015410149	CHILE	2000	1:10:31	+0:00
2	10	ZANOTTI Juri	10011009581	ITALY	1999	1:11:34	+1:03
3	4	ROTH Joel	10011191558	SWITZERLAND	1999	1:12:09	+1:38
4	16	SCHAETTI Luca	10016519888	SWITZERLAND	2000	1:12:26	+1:55
5	2	CULLELL ESTAPE Jofre	10010946533	SPAIN	1999	1:12:54	+2:23
6	22	FONTANA Filippo	10016518878	ITALY	2000	1:13:03	+2:32
7	5	AVONDETTO Simone	10029925086	ITALY	2000	1:13:12	+2:41
8	7	LIST David	10011197420	GERMANY	1999	1:13:23	+2:52
9	9	ZALTSMAN Tomer	10011012615	ISRAEL	1999	1:13:49	+3:18
10	78	GUAY Mathis	10066806308	FRANCE	2002	1:13:55	+3:24
11	8	WOODS Carter	10048829477	CANADA	2001	1:14:02	+3:31
12	14	ALDRIDGE Charlie	10023937762	GREAT BRITAIN	2001	1:14:13	+3:42
13	19	VITTORE Andreas Emanuele	10030119692	ITALY	2001	1:14:20	+3:49
14	32	LILLO Dario	10034785695	SWITZERLAND	2002	1:14:29	+3:58
15	13	AMOS Riley	10059075206	UNITED STATES OF AMERICA	2002	1:14:37	+4:06
16	12	ORR Cameron	10011218739	GREAT BRITAIN	1999	1:14:38	+4:07
17	40	HOLMGREN Gunnar	10010977249	CANADA	1999	1:14:39	+4:08
18	30	LENDE Mats Tubaas	10015818761	NORWAY	1999	1:15:17	+4:46
19	53	BIRCHILL Harry	10023853391	GREAT BRITAIN	2001	1:15:25	+4:54
20	11	PUENTENER Fabio	10015750154	SWITZERLAND	1999	1:15:33	+5:02
21	25	LEVI Eitan	10056549465	ISRAEL	2000	1:15:38	+5:07
22	15	KAISER Leon Reinhard	10043808820	GERMANY	2000	1:15:40	+5:09
23	27	BAIR Mario	10035124185	AUSTRIA	2001	1:15:42	+5:11
24	23	BAUMANN Janis	10034793880	SWITZERLAND	2002	1:15:45	+5:14
25	29	SPENA Fabio	10011191659	SWITZERLAND	1999	1:15:55	+5:24
26	67	ZATLOUKAL Jan	10047258380	CZECH REPUBLIC	2002	1:16:01	+5:30
27	62	XAVIER de OLIVEIRA PEREIRA Gustavo	10065892181	BRAZIL	2001	1:16:29	+5:58
28	77	SASKA Jan	10058329013	CZECH REPUBLIC	2002	1:16:38	+6:07
29	46	TONEATTI Davide	10030672491	ITALY	2001	1:16:43	+6:12
30	42	SOLVHOJ Oliver	10051224165	DENMARK	2002	1:16:51	+6:20
31	45	EYDT Markus	10036430655	GERMANY	2001	1:16:56	+6:25
32	79	LIND Oscar	10022309475	SWEDEN	2002	1:16:56	+6:25
33	56	RILEY Bjorn	10060176760	UNITED STATES OF AMERICA	2002	1:16:56	+6:25
34	81	VANDERSTEEN Jarne	10064997357	BELGIUM	2002	1:17:13	+6:42
35	73	van ZYL Johan	10075544590	SOUTH AFRICA	2001	1:17:15	+6:44
36	18	GONEN Gil-Li	10053899244	ISRAEL	2000	1:17:40	+7:09
37	90	DAY Robbie	10088232800	UNITED STATES OF AMERICA	2002	1:17:59	+7:28
38	99	FEIJOO ALBERTE Ivan	10010967246	SPAIN	1999	1:18:04	+7:33
39	69	NIEBORAS Mateusz	10016015892	POLAND	1999	1:18:05	+7:34
40	36	HEUER Markus	10048319017	DENMARK	2001	1:18:22	+7:51
41	60	JENCUS Jakub	10046034564	SLOVAKIA	2001	1:18:23	+7:52
42	102	ROY Xavier	10062313487	CANADA	2002	1:18:24	+7:53
43	107	PENA FRANCO Nelson	10079976379	COLOMBIA	2002	1:18:36	+8:05
44	17	WRIGHT Cameron	10015568177	AUSTRALIA	2000	1:18:43	+8:12
45	83	RAISBERG Nadav	10056551990	ISRAEL	2001	1:18:45	+8:14
46	84	IVANOV Nikolai	10036014060	RUSSIAN CYCLING FEDERATION	2001	1:18:45	+8:14
47	49	PHILIPSEN Victor	10050523341	DENMARK	2001	1:18:54	+8:23
48	92	HERRERA OCHOA Esteban	10079606264	MEXICO	2001	1:19:03	+8:32
49	76	van der WALT Daniel	10052105451	SOUTH AFRICA	2001	1:19:11	+8:40
50	34	GALLO FLORIDO Ignacio	10052261762	CHILE	2000	1:19:26	+8:55
51	20	ROHME Knut	10015818458	NORWAY	1999	1:19:55	+9:24
52	72	CLARK Tyler	10023498232	CANADA	2000	1:20:09	+9:38
53	70	BARRON LOPEZ Angel	10088773774	MEXICO	2000	1:20:11	+9:40
54	85	DESHE Yotam	10055884512	ISRAEL	2002	1:20:14	+9:43
55	86	LOZAR Matjaz	10017583757	SLOVENIA	2000	1:20:20	+9:49
56	52	CHURFUERST Daniel	10035121862	AUSTRIA	2002	1:20:27	+9:56
57	39	JIROUS Samuel	10048206455	CZECH REPUBLIC	2000	1:20:38	+10:07

CROSS-COUNTRY OLYMPIC

Val Di Sole (ITA) - 28 AUG 2021

Results

Men Under 23

Rank	N°	Name	UCI ID	National Team	YOB	Time	Gap
58	103	RAMSAY Noah	10081536968	CANADA	2002	1:20:43	+10:12
59	28	MORALES ORTEGA Jacob	10011175794	PUERTO RICO	1999	1:20:56	+10:25
60	101	JEREB Jan	10017651253	SLOVENIA	2002	1:21:05	+10:34
61	48	SULC David	10047213823	CZECH REPUBLIC	2002	1:21:25	+10:54
62	98	CABRERA GONZALEZ Jose	10079605860	MEXICO	2002	1:21:32	+11:01
63	71	LILLELUND Tobias	10036123083	DENMARK	2002	1:22:17	+11:46
64	97	GORSHKOV Artem	10036014262	RUSSIAN CYCLING FEDERATION	2001	-1LAP	
65	51	MARTIN SOTO Nicolas	10052563573	CHILE	2000	-1LAP	
66	66	THIBOUTOT Vincent	10023563910	CANADA	2001	-1LAP	
67	38	BONTEKONING Keagan	10054847117	SOUTH AFRICA	2000	-1LAP	
68	44	NOWAK Stanislaw	10011041412	POLAND	1999	-1LAP	
69	64	HATZ Lukas	10050146152	AUSTRIA	2002	-1LAP	
70	57	MALACARNE Alex Junior	10091382872	BRAZIL	2002	-1LAP	
71	26	KITABAYASHI Riki	10011219143	JAPAN	1999	-1LAP	
72	80	del CAMPO ARIZTIA Diego	10052514669	CHILE	1999	-1LAP	
73	37	FOLGUERA DIAZ Kilian	10022243700	ANDORRA	2000	-1LAP	
74	35	JONES Cameron	10021746067	NEW ZEALAND	2000	-1LAP	
75	47	CAMPOS MOTOS David Domingo	10037969521	SPAIN	2000	-1LAP	
76	63	KLEMENCIC Jakob	10017582545	SLOVENIA	2002	-1LAP	
77	94	KRANJEC ZAGAR Matic	10017554556	SLOVENIA	2002	-1LAP	
78	59	CAULIER MARINOVIC Tomas	10058292536	CHILE	2001	-1LAP	
79	89	PESCARU Patrick	10055563402	ROMANIA	2002	-1LAP	
80	75	COTE William	10011235917	CANADA	2000	-1LAP	
81	65	GESCHE ANTONA Sebastian	10076351714	CHILE	1999	-1LAP	
82	87	AMBRAZAS Ignas	10036586057	LITHUANIA	1999	-1LAP	
83	91	GREC Razvan-Dan	10081221821	ROMANIA	2002	-2LAP	
84	54	BRENES MATA Sebastian	10050392187	COSTA RICA	2000	-2LAP	
85	41	BILIC Anthony	10011182868	CROATIA	1999	-2LAP	
86	61	JANOSIK Kristian	10011221062	SLOVAKIA	1999	-2LAP	
87	106	CANTOR SANCHEZ Jonathan David	10035407913	COLOMBIA	2002	-2LAP	
88	33	BURTA Roberto-Dumitru	10060875564	ROMANIA	1999	-2LAP	
89	88	MARRERO RIVERA Jonathan	10056429025	PUERTO RICO	2002	-2LAP	
90	105	ANCION HAVET Stefan	10022245922	ANDORRA	2002	-2LAP	
91	68	DIAZ TORRES Juan Francisco	10011186104	ARGENTINA	1999	-2LAP	
92	104	NXUMALO Unathi	10095753128	SOUTH AFRICA	2002	-2LAP	
93	74	SYLVESTER Balazs	10023646762	HUNGARY	2000	-3LAP	
	96	PETAKS Rodzers	10052178708	LATVIA	2001	DNF4	
	6	BALMER Alexandre	10016568287	SWITZERLAND	2000	DNF3	
	58	STAJNAR Mihael	10017564458	SLOVENIA	2000	DNF3	
	24	AZZARO Mathis	10027279010	FRANCE	2000	DNF0	
	93	RISBERG David	10022265019	SWEDEN	1999	DNS	

Finished	Lapped	DNF	DSQ	DNS	Weather	Temperature	Avg Speed
63	30	4		1	Cloudy	20°C	18.685 Km/h

Finish Judge	President of Commissaires' Panel LUIK Ulf (GER)
--------------	---

Legend:

-n Lap Lapped with n laps remaining **DNF_n** Did Not Finish (abandoned in lap n) **DNS** Did Not Start

www.tissotwatches.com

WWW.UCI.ORG

Timing and Results provided by **TISSOT**

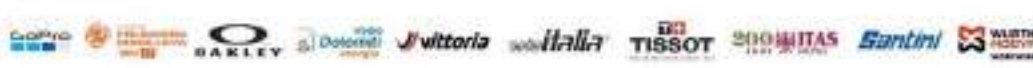
Report Created SAT 28 AUG 2021 12:06

Page 2/2

MAIN PARTNERS



OFFICIAL PARTNERS



CROSS-COUNTRY OLYMPIC

Val Di Sole (ITA) - 28 AUG 2021

Results

Women Under 23

1 Start Loop + 4 Laps - Distance: 17.96 km

Rank	N°	Name	UCI ID	National Team	YOB	Time	Gap
1	5	MITTERWALLNER Mona	10054839841	AUSTRIA	2002	1:06:57	+0:00
2	2	STIGGER Laura	10054955736	AUSTRIA	2000	1:09:01	+2:04
3	4	BOHE Caroline	10010999982	DENMARK	1999	1:10:23	+3:26
4	15	TOVO Marika	10011219042	ITALY	1999	1:11:00	+4:03
5	6	VAS Kata Blanka	10023656260	HUNGARY	2001	1:11:07	+4:10
6	3	EIBL Ronja	10015770564	GERMANY	1999	1:11:43	+4:46
7	21	SPECIA Giada	10030420800	ITALY	2000	1:12:19	+5:22
8	28	BURI Noelle	10034782867	SWITZERLAND	2001	1:12:48	+5:51
9	19	GIBSON Gwendalyn	10016145329	UNITED STATES OF AMERICA	1999	1:12:54	+5:57
10	7	QUEIROS Raquel	10044386675	PORTUGAL	2000	1:13:22	+6:25
11	8	DETILLEUX Emeline	10011015746	BELGIUM	1999	1:13:30	+6:33
12	10	SCHNEEBELI Jacqueline	10034809240	SWITZERLAND	2001	1:13:43	+6:46
13	55	ESTERMANN Rebekka	10023561583	SWITZERLAND	1999	1:14:14	+7:17
14	18	HARNDEN Harriet	10023959384	GREAT BRITAIN	2001	1:14:24	+7:27
15	22	PIETERSE Puck	10023433665	NETHERLANDS	2002	1:14:33	+7:36
16	34	ZUEGER Tina	10016611434	SWITZERLAND	2000	1:15:05	+8:08
17	27	PEDERSEN Sofie	10059465024	DENMARK	2001	1:15:10	+8:13
18	39	MUNRO Madigan	10085042308	UNITED STATES OF AMERICA	2002	1:15:34	+8:37
19	16	BUZSAKI Virag	10014856441	HUNGARY	2000	1:15:57	+9:00
20	50	SZCZECINSKA Matylda	10058445110	POLAND	2002	1:16:10	+9:13
21	9	MEDDE Isaure	10025687196	FRANCE	2000	1:16:20	+9:23
22	56	KAY Anna	10015470672	GREAT BRITAIN	1999	1:16:35	+9:38
23	30	THEBERGE Marianne	10015314563	CANADA	2000	1:16:57	+10:00
24	13	SASKOVA Tereza	10048171392	CZECH REPUBLIC	2000	1:17:44	+10:47
25	54	JOHNSTON Emily	10016150884	CANADA	2002	1:17:52	+10:55
26	53	HOLUBOVA Adela	10047313045	CZECH REPUBLIC	2002	1:17:53	+10:56
27	33	BLOECHLINGER Ronja	10034793375	SWITZERLAND	2001	1:18:07	+11:10
28	44	PESSE Nicole	10030392306	ITALY	2002	1:18:18	+11:21
29	12	BLUNK Savilia	10015719539	UNITED STATES OF AMERICA	1999	1:18:19	+11:22
30	31	VERMETTE Roxane	10058821487	CANADA	2000	1:18:25	+11:28
31	36	WIEDMANN Tamara	10035124286	AUSTRIA	2001	1:19:06	+12:09
32	60	SAFAROVA Zuzana	10047264343	CZECH REPUBLIC	2001	1:19:09	+12:12
33	58	SANTOS Ana	10044124068	PORTUGAL	2002	1:19:11	+12:14
34	26	KAWAGUCHI Urara	10021664225	JAPAN	2000	1:19:45	+12:48
35	47	McGILL Sidney	10010202057	CANADA	1999	1:20:00	+13:03
36	17	SCHMIDEL Regina	10011197117	HUNGARY	1999	1:20:06	+13:09
37	52	GOMEZ ANDREU Lucia	10040316113	SPAIN	2002	1:20:24	+13:27
38	11	SHERSTIUK Maria	10016149066	UKRAINE	1999	1:20:54	+13:57
39	20	MIROLIUBOVA Anna	10034982729	RUSSIAN CYCLING FEDERATION	2000	1:21:32	+14:35
40	40	KOBAYASHI Akari	10020952990	JAPAN	2001	1:21:39	+14:42
41	25	MOVRIN Vita	10017590124	SLOVENIA	2000	1:21:46	+14:49
42	63	LAROSE GINGRAS Juliette	10052386246	CANADA	2002	1:21:57	+15:00
43	62	STEL Jocelyn	10053151738	CANADA	2002	1:22:14	+15:17
44	24	ROA MUNOZ Ana Maria	10052504464	COLOMBIA	1999	1:22:29	+15:32
45	51	DRELAK Milena	10059236567	POLAND	2002	1:22:52	+15:55
46	14	DRUML Corina	10011150233	AUSTRIA	1999	-1LAP	
47	57	GILLIGAN Dana	10011064852	CANADA	1999	-1LAP	
48	32	SACCU Francesca	10011006349	ITALY	1999	-1LAP	
49	38	VIDAURRE KOSSMANN Catalina	10051907411	CHILE	2001	-1LAP	
50	46	BOSCH PICO Nuria	10011205908	SPAIN	1999	-1LAP	
51	48	PAULECHOVA Radka	10046037796	SLOVAKIA	2001	-1LAP	
52	45	GONZALEZ OBANDO Yarela	10054327256	CHILE	2001	-2LAP	
53	35	STRYDOM Danielle	10011172764	SOUTH AFRICA	1999	-2LAP	
	1	LECOMTE Loana	10011191457	FRANCE	1999	DNS	
	23	DAUBERMANN Leonie	10011197319	GERMANY	1999	DNS	
	29	DAUBERMANN Luisa	10046134594	GERMANY	2002	DNS	

CROSS-COUNTRY OLYMPIC

Val Di Sole (ITA) - 28 AUG 2021

Results

Women Under 23

Rank	N°	Name	UCI ID	National Team	YOB	Time	Gap
Finished	Lapped	DNF	DSQ	DNS	Weather	Temperature	Avg Speed
45	8			3	Sunny	20°C	16.096 Km/h

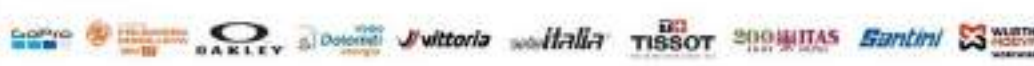
Finish Judge	President of Commissaires' Panel LUIK Ulf (GER)
--------------	---

Legend: -n Lap Lapped with n laps remaining DNS Did Not Start
--

MAIN PARTNERS



OFFICIAL PARTNERS



CROSS-COUNTRY OLYMPIC

Val Di Sole (ITA) - 28 AUG 2021

Results

Men Under 23

1 Start Loop + 5 Laps - Distance: 21.96 km

Rank	N°	Name	UCI ID	National Team	YOB	Time	Gap
1	3	VIDAURRE KOSSMANN Martin	10015410149	CHILE	2000	1:10:31	+0:00
2	10	ZANOTTI Juri	10011009581	ITALY	1999	1:11:34	+1:03
3	4	ROTH Joel	10011191558	SWITZERLAND	1999	1:12:09	+1:38
4	16	SCHAETTI Luca	10016519888	SWITZERLAND	2000	1:12:26	+1:55
5	2	CULLELL ESTAPE Jofre	10010946533	SPAIN	1999	1:12:54	+2:23
6	22	FONTANA Filippo	10016518878	ITALY	2000	1:13:03	+2:32
7	5	AVONDETTO Simone	10029925086	ITALY	2000	1:13:12	+2:41
8	7	LIST David	10011197420	GERMANY	1999	1:13:23	+2:52
9	9	ZALTSMAN Tomer	10011012615	ISRAEL	1999	1:13:49	+3:18
10	78	GUAY Mathis	10066806308	FRANCE	2002	1:13:55	+3:24
11	8	WOODS Carter	10048829477	CANADA	2001	1:14:02	+3:31
12	14	ALDRIDGE Charlie	10023937762	GREAT BRITAIN	2001	1:14:13	+3:42
13	19	VITTONI Andreas Emanuele	10030119692	ITALY	2001	1:14:20	+3:49
14	32	LILLO Dario	10034785695	SWITZERLAND	2002	1:14:29	+3:58
15	13	AMOS Riley	10059075206	UNITED STATES OF AMERICA	2002	1:14:37	+4:06
16	12	ORR Cameron	10011218739	GREAT BRITAIN	1999	1:14:38	+4:07
17	40	HOLMGREN Gunnar	10010977249	CANADA	1999	1:14:39	+4:08
18	30	LENDE Mats Tubaas	10015818761	NORWAY	1999	1:15:17	+4:46
19	53	BIRCHILL Harry	10023853391	GREAT BRITAIN	2001	1:15:25	+4:54
20	11	PUENTENER Fabio	10015750154	SWITZERLAND	1999	1:15:33	+5:02
21	25	LEVI Eitan	10056549465	ISRAEL	2000	1:15:38	+5:07
22	15	KAISER Leon Reinhard	10043808820	GERMANY	2000	1:15:40	+5:09
23	27	BAIR Mario	10035124185	AUSTRIA	2001	1:15:42	+5:11
24	23	BAUMANN Janis	10034793880	SWITZERLAND	2002	1:15:45	+5:14
25	29	SPENA Fabio	10011191659	SWITZERLAND	1999	1:15:55	+5:24
26	67	ZATLOUKAL Jan	10047258380	CZECH REPUBLIC	2002	1:16:01	+5:30
27	62	XAVIER de OLIVEIRA PEREIRA Gustavo	10065892181	BRAZIL	2001	1:16:29	+5:58
28	77	SASKA Jan	10058329013	CZECH REPUBLIC	2002	1:16:38	+6:07
29	46	TONEATTI Davide	10030672491	ITALY	2001	1:16:43	+6:12
30	42	SOLVHOJ Oliver	10051224165	DENMARK	2002	1:16:51	+6:20
31	45	EYDT Markus	10036430655	GERMANY	2001	1:16:56	+6:25
32	79	LIND Oscar	10022309475	SWEDEN	2002	1:16:56	+6:25
33	56	RILEY Bjorn	10060176760	UNITED STATES OF AMERICA	2002	1:16:56	+6:25
34	81	VANDERSTEEN Jarne	10064997357	BELGIUM	2002	1:17:13	+6:42
35	73	van ZYL Johan	10075544590	SOUTH AFRICA	2001	1:17:15	+6:44
36	18	GONEN Gil-Li	10053899244	ISRAEL	2000	1:17:40	+7:09
37	90	DAY Robbie	10088232800	UNITED STATES OF AMERICA	2002	1:17:59	+7:28
38	99	FEIJOO ALBERTE Ivan	10010967246	SPAIN	1999	1:18:04	+7:33
39	69	NIEBORAS Mateusz	10016015892	POLAND	1999	1:18:05	+7:34
40	36	HEUER Markus	10048319017	DENMARK	2001	1:18:22	+7:51
41	60	JENCUS Jakub	10046034564	SLOVAKIA	2001	1:18:23	+7:52
42	102	ROY Xavier	10062313487	CANADA	2002	1:18:24	+7:53
43	107	PENA FRANCO Nelson	10079976379	COLOMBIA	2002	1:18:36	+8:05
44	17	WRIGHT Cameron	10015568177	AUSTRALIA	2000	1:18:43	+8:12
45	83	RAISBERG Nadav	10056551990	ISRAEL	2001	1:18:45	+8:14
46	84	IVANOV Nikolai	10036014060	RUSSIAN CYCLING FEDERATION	2001	1:18:45	+8:14
47	49	PHILIPSEN Victor	10050523341	DENMARK	2001	1:18:54	+8:23
48	92	HERRERA OCHOA Esteban	10079606264	MEXICO	2001	1:19:03	+8:32
49	76	van der WALT Daniel	10052105451	SOUTH AFRICA	2001	1:19:11	+8:40
50	34	GALLO FLORIDO Ignacio	10052261762	CHILE	2000	1:19:26	+8:55
51	20	ROHME Knut	10015818458	NORWAY	1999	1:19:55	+9:24
52	72	CLARK Tyler	10023498232	CANADA	2000	1:20:09	+9:38
53	70	BARRON LOPEZ Angel	10088773774	MEXICO	2000	1:20:11	+9:40
54	85	DESHE Yotam	10055884512	ISRAEL	2002	1:20:14	+9:43
55	86	LOZAR Matjaz	10017583757	SLOVENIA	2000	1:20:20	+9:49
56	52	CHURFUERST Daniel	10035121862	AUSTRIA	2002	1:20:27	+9:56
57	39	JIROUS Samuel	10048206455	CZECH REPUBLIC	2000	1:20:38	+10:07

CROSS-COUNTRY OLYMPIC

Val Di Sole (ITA) - 28 AUG 2021

Results

Men Under 23

Rank	N°	Name	UCI ID	National Team	YOB	Time	Gap
58	103	RAMSAY Noah	10081536968	CANADA	2002	1:20:43	+10:12
59	28	MORALES ORTEGA Jacob	10011175794	PUERTO RICO	1999	1:20:56	+10:25
60	101	JEREB Jan	10017651253	SLOVENIA	2002	1:21:05	+10:34
61	48	SULC David	10047213823	CZECH REPUBLIC	2002	1:21:25	+10:54
62	98	CABRERA GONZALEZ Jose	10079605860	MEXICO	2002	1:21:32	+11:01
63	71	LILLELUND Tobias	10036123083	DENMARK	2002	1:22:17	+11:46
64	97	GORSHKOV Artem	10036014262	RUSSIAN CYCLING FEDERATION	2001	-1LAP	
65	51	MARTIN SOTO Nicolas	10052563573	CHILE	2000	-1LAP	
66	66	THIBOUTOT Vincent	10023563910	CANADA	2001	-1LAP	
67	38	BONTEKONING Keagan	10054847117	SOUTH AFRICA	2000	-1LAP	
68	44	NOWAK Stanislaw	10011041412	POLAND	1999	-1LAP	
69	64	HATZ Lukas	10050146152	AUSTRIA	2002	-1LAP	
70	57	MALACARNE Alex Junior	10091382872	BRAZIL	2002	-1LAP	
71	26	KITABAYASHI Riki	10011219143	JAPAN	1999	-1LAP	
72	80	del CAMPO ARIZTIA Diego	10052514669	CHILE	1999	-1LAP	
73	37	FOLGUERA DIAZ Kilian	10022243700	ANDORRA	2000	-1LAP	
74	35	JONES Cameron	10021746067	NEW ZEALAND	2000	-1LAP	
75	47	CAMPOS MOTOS David Domingo	10037969521	SPAIN	2000	-1LAP	
76	63	KLEMENCIC Jakob	10017582545	SLOVENIA	2002	-1LAP	
77	94	KRANJEC ZAGAR Matic	10017554556	SLOVENIA	2002	-1LAP	
78	59	CAULIER MARINOVIC Tomas	10058292536	CHILE	2001	-1LAP	
79	89	PESCARU Patrick	10055563402	ROMANIA	2002	-1LAP	
80	75	COTE William	10011235917	CANADA	2000	-1LAP	
81	65	GESCHE ANTONA Sebastian	10076351714	CHILE	1999	-1LAP	
82	87	AMBRAZAS Ignas	10036586057	LITHUANIA	1999	-1LAP	
83	91	GREC Razvan-Dan	10081221821	ROMANIA	2002	-2LAP	
84	54	BRENES MATA Sebastian	10050392187	COSTA RICA	2000	-2LAP	
85	41	BILIC Anthony	10011182868	CROATIA	1999	-2LAP	
86	61	JANOSIK Kristian	10011221062	SLOVAKIA	1999	-2LAP	
87	106	CANTOR SANCHEZ Jonathan David	10035407913	COLOMBIA	2002	-2LAP	
88	33	BURTA Roberto-Dumitru	10060875564	ROMANIA	1999	-2LAP	
89	88	MARRERO RIVERA Jonathan	10056429025	PUERTO RICO	2002	-2LAP	
90	105	ANCION HAVET Stefan	10022245922	ANDORRA	2002	-2LAP	
91	68	DIAZ TORRES Juan Francisco	10011186104	ARGENTINA	1999	-2LAP	
92	104	NXUMALO Unathi	10095753128	SOUTH AFRICA	2002	-2LAP	
93	74	SYLVESTER Balazs	10023646762	HUNGARY	2000	-3LAP	
	96	PETAKS Rodzers	10052178708	LATVIA	2001	DNF4	
	6	BALMER Alexandre	10016568287	SWITZERLAND	2000	DNF3	
	58	STAJNAR Mihael	10017564458	SLOVENIA	2000	DNF3	
	24	AZZARO Mathis	10027279010	FRANCE	2000	DNF0	
	93	RISBERG David	10022265019	SWEDEN	1999	DNS	

Finished	Lapped	DNF	DSQ	DNS	Weather	Temperature	Avg Speed
63	30	4		1	Cloudy	20°C	18.685 Km/h

Finish Judge	President of Commissaires' Panel LUIK Ulf (GER)
--------------	---

Legend:	-n Lap Lapped with n laps remaining	DNF_n Did Not Finish (abandoned in lap n)	DNS Did Not Start
----------------	--	--	--------------------------

CROSS-COUNTRY OLYMPIC

Val Di Sole (ITA) - 26 AUG 2021

Results

Men Junior

1 Start Loop + 4 Laps - Distance: 17.96 km

Rank	N°	Name	UCI ID	National Team	YOB	Time	Gap
1	1	BOICHIS Adrien	10066204302	FRANCE	2003	59:59	+0:00
2	3	GOMEZ GOMEZ Camilo Andres	10052496885	COLOMBIA	2003	1:01:12	+1:13
3	7	AEBERSOLD Nils	10034811058	SWITZERLAND	2003	1:01:20	+1:21
4	6	HUDYMA Oleksandr	10092748451	UKRAINE	2003	1:01:42	+1:43
5	12	JOHNSON Brayden	10092766841	UNITED STATES OF AMERICA	2003	1:02:13	+2:14
6	37	CARRICK-ANDERSON Corran	10083354003	GREAT BRITAIN	2003	1:03:05	+3:06
7	35	GRAETER Lars	10036294451	GERMANY	2004	1:03:07	+3:08
8	26	SCHEHL Paul	10060490594	GERMANY	2004	1:03:10	+3:11
9	28	GRIECO Lucas	10065826911	FRANCE	2003	1:03:10	+3:11
10	38	MAGNIER Paul	10068571102	FRANCE	2004	1:03:47	+3:48
11	27	PARISI Yannick	10030658549	ITALY	2003	1:03:54	+3:55
12	14	ROSE Ethan	10022014031	NEW ZEALAND	2003	1:04:06	+4:07
13	13	PUNENTENER Romano	10063564484	LIECHTENSTEIN	2004	1:04:15	+4:16
14	49	SCHERRER Julius	10077140949	AUSTRIA	2003	1:04:21	+4:22
15	64	LARSEN William Hoines	10019576907	NORWAY	2003	1:04:23	+4:24
16	2	TREUDLER Finn	10034783776	SWITZERLAND	2003	1:04:24	+4:25
17	75	KJAER Julius	10058407118	DENMARK	2003	1:04:26	+4:27
18	25	BEARD Carson	10059157654	UNITED STATES OF AMERICA	2003	1:04:31	+4:32
19	10	PUNCHARD Cole	10092080767	CANADA	2003	1:04:36	+4:37
20	5	van DIJK Chris	10023350106	NETHERLANDS	2003	1:04:42	+4:43
21	44	EDER Fabian	10059206154	GERMANY	2003	1:04:49	+4:50
22	32	AGOSTINACCHIO Filippo	10030659458	ITALY	2003	1:05:10	+5:11
23	34	KONECNY Filip	10063323604	CZECH REPUBLIC	2003	1:05:11	+5:12
24	23	PEDERSEN Gustav	10059465125	DENMARK	2004	1:05:13	+5:14
25	9	HOLZER Roman	10080667406	SWITZERLAND	2003	1:05:35	+5:36
26	17	MARTINS Alexandre	10068287475	FRANCE	2004	1:05:39	+5:40
27	24	BEARD Austin	10059155634	UNITED STATES OF AMERICA	2003	1:05:41	+5:42
28	89	BLACKMORE Joseph	10097530652	GREAT BRITAIN	2003	1:05:53	+5:54
29	4	BARBER ARGUIMBAU Francesc	10039743308	SPAIN	2003	1:06:01	+6:02
30	11	SIFFREDI Matteo	10030682700	ITALY	2003	1:06:09	+6:10
31	31	SCHWEIZER Ben	10060750979	GERMANY	2003	1:06:10	+6:11
32	29	SIPPY Ivan	10105457471	UNITED STATES OF AMERICA	2003	1:06:24	+6:25
33	15	SHELLEKENS Tom	10023281192	NETHERLANDS	2003	1:06:31	+6:32
34	57	JECH Filip	10047375083	CZECH REPUBLIC	2004	1:06:32	+6:33
35	18	CLARK Owen	10055840153	CANADA	2003	1:06:33	+6:34
36	36	LHOMME Maxime	10034785800	SWITZERLAND	2003	1:06:33	+6:34
37	50	CRUZ Joao	10045082853	PORTUGAL	2003	1:06:38	+6:39
38	43	BETTEO Marco	10029120087	ITALY	2004	1:06:45	+6:46
39	95	del TORO ROMERO Isaac	10089274841	MEXICO	2003	1:06:50	+6:51
40	79	ROKKE Sondre	10020508410	NORWAY	2003	1:07:06	+7:07
41	33	BOSNJAK Fran	10058280008	CROATIA	2003	1:07:14	+7:15
42	71	KRUEGER Benjamin	10036360735	GERMANY	2004	1:07:35	+7:36
43	73	RODRIGUEZ AGUILAR Hugo Andres	10035261302	COLOMBIA	2004	1:07:40	+7:41
44	21	MORELL COLL Aniol	10074393324	SPAIN	2003	1:07:44	+7:45
45	66	REX Tim	10064270766	BELGIUM	2004	1:07:48	+7:49
46	65	HAVARDINGS David	10049010545	NETHERLANDS	2004	1:07:48	+7:49
47	8	von DURING Kai	10104130894	SOUTH AFRICA	2003	1:08:30	+8:31
48	68	VEVERKA Vaclav	10047443084	CZECH REPUBLIC	2003	1:08:32	+8:33
49	39	DEMARCI Theo	10078380933	BELGIUM	2003	1:08:32	+8:33
50	70	KHLOPYANOV Timofey	10036087317	RUSSIAN CYCLING FEDERATION	2003	1:08:50	+8:51
51	54	FRAZAO Tomas	10045062847	PORTUGAL	2003	1:08:52	+8:53
52	55	BRZOSKA Filip	10048988014	POLAND	2003	1:09:09	+9:10
53	40	PAILLE Zorak	10055123262	CANADA	2004	1:09:14	+9:15
54	56	MILESI Nicolas	10028956605	ITALY	2004	1:09:19	+9:20
55	60	ANDERSEN Kristian	10053148607	DENMARK	2003	1:09:25	+9:26
56	76	SANDIN Hugo	10022331000	SWEDEN	2004	1:09:37	+9:38
57	86	ANDERSSON Mans	10081493219	SWEDEN	2004	1:09:39	+9:40

CROSS-COUNTRY OLYMPIC

Val Di Sole (ITA) - 26 AUG 2021

Results

Men Junior

Rank	N°	Name	UCI ID	National Team	YOB	Time	Gap
58	22	HAMPTON Carson	10100329306	UNITED STATES OF AMERICA	2003	1:09:39	+9:40
59	52	RODGERS Lief	10048896165	CANADA	2003	1:09:43	+9:44
60	90	SMITH Nathan	10109223903	GREAT BRITAIN	2004	1:09:59	+10:00
61	53	LANDETA PALACIOS Jhonier Steven	10053571464	COLOMBIA	2004	1:10:11	+10:12
62	19	RUWIEL Luca	10104158479	SOUTH AFRICA	2003	1:10:16	+10:17
63	47	HRTANEK Martin	10046071647	SLOVAKIA	2003	1:10:34	+10:35
64	51	HERACOVITZ Ori	10084064426	ISRAEL	2004	1:10:48	+10:49
65	48	JEREB Tine	10017649637	SLOVENIA	2003	1:11:12	+11:13
66	72	OKMAZIC Ivan	10028417849	CROATIA	2004	1:11:26	+11:27
67	20	PARKER Cayden	10096313405	UNITED STATES OF AMERICA	2004	1:11:27	+11:28
68	45	FILIPPOV Nikita	10059146439	RUSSIAN CYCLING FEDERATION	2003	1:11:39	+11:40
69	46	ABUDRAHAM Jonatan	10096373726	ISRAEL	2004	1:11:58	+11:59
70	41	RICO BARRAZA David Elias	10112217361	MEXICO	2004	1:12:01	+12:02
71	80	WISNIOWSKI Maksymilian	10059236769	POLAND	2004	1:13:25	+13:26
72	96	GUTIERREZ GUZMAN Nils Daniel	10089545633	MEXICO	2004	1:13:38	+13:39
73	91	RIMAS Albin	10078051537	SWEDEN	2003	1:14:11	+14:12
74	84	GABL Samuel	10035124084	AUSTRIA	2004	-1LAP	
75	78	ROMANOV Ivan	10036076001	RUSSIAN CYCLING FEDERATION	2003	-1LAP	
76	42	IBANEZ CARDENAS Daniel	10091238180	MEXICO	2004	-1LAP	
77	59	VOLKOV Yehor	10077603014	UKRAINE	2004	-1LAP	
78	82	URZUA ASTORGA Matias	10064038572	CHILE	2003	-1LAP	
79	69	HOGAS Rares-Constantin	10096786176	ROMANIA	2003	-1LAP	
80	83	PERUSKO Ivan	10028453417	CROATIA	2003	-1LAP	
81	97	PRIETO de LUNA Jose Juan	10079605961	MEXICO	2004	-1LAP	
82	77	VACARESCU Antonio	10106810926	ROMANIA	2004	-1LAP	
83	94	SCARPONI Luca	10089479046	SAN MARINO	2004	-1LAP	
84	88	MARTIN ACEVES Cesar	10092957407	MEXICO	2004	-2LAP	
85	30	KATZKE Gunther	10104126450	SOUTH AFRICA	2003	-2LAP	
	62	GNEZDA Nace	10017654586	SLOVENIA	2003	DNF3	
	16	POURRIERE Axel	10066205009	FRANCE	2003	DNF2	
	67	SCOTT Matthew	10113833322	SOUTH AFRICA	2003	DNF2	
	74	SODERQVIST Jakob	10022431232	SWEDEN	2003	DNF2	
	81	ZANCAN PARDO Angelo	10075034130	ARGENTINA	2003	DNF1	
	92	ARAYA COVA Matias	10064201755	CHILE	2004	DNF1	

Finished	Lapped	DNF	DSQ	DNS	Weather	Temperature	Avg Speed
73	12	6			Sunny	25°C	17.965 Km/h

Finish Judge	President of Commissaires' Panel LUIK Ulf (GER)
--------------	---

Legend:

-n Lap Lapped with n laps remaining **DNF_n** Did Not Finish (abandoned in lap n)

www.tissotwatches.com

WWW.UCI.ORG

Timing and Results provided by **TISSOT**

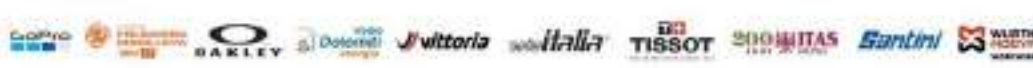
Report Created THU 26 AUG 2021 14:43

Page 2/2

MAIN PARTNERS



OFFICIAL PARTNERS



CROSS-COUNTRY OLYMPIC

Val Di Sole (ITA) - 26 AUG 2021

Results

Women Junior

1 Start Loop + 3 Laps - Distance: 13.96 km

Rank	N°	Name	UCI ID	National Team	YOB	Time	Gap
1	1	BURQUIER Line	10065794777	FRANCE	2003	55:29	+0:00
2	3	ONESTI Olivia	10070878284	FRANCE	2003	55:34	+0:05
3	7	CORTINOVIS Sara	10030738674	ITALY	2003	55:35	+0:06
4	6	TOURNUT Tatiana	10074538319	FRANCE	2004	56:39	+1:10
5	11	HUBER Lea	10064698374	SWITZERLAND	2004	57:24	+1:55
6	5	van THIEL Sina	10049040958	GERMANY	2003	58:10	+2:41
7	12	BEDRNIKOVA Karolina	10047257370	CZECH REPUBLIC	2003	58:35	+3:06
8	17	PLANKENSTEINER Noemi	10033889356	ITALY	2003	58:49	+3:20
9	41	AUER Sophie	10054732232	ITALY	2004	59:03	+3:34
10	8	HALTER Monique	10061803633	SWITZERLAND	2004	59:27	+3:58
11	54	MACLEAN-HOWELL Ella	10094659452	GREAT BRITAIN	2004	59:34	+4:05
12	25	KURNICKA Tereza	10046029514	SLOVAKIA	2003	59:39	+4:10
13	56	FABREGUE Lilou	10077859961	FRANCE	2004	59:43	+4:14
14	24	SALAMANCA PINZON Maria Jose	10054160639	COLOMBIA	2003	1:00:00	+4:31
15	37	HYLEN Tilda	10022425370	SWEDEN	2004	1:00:22	+4:53
16	23	BRADBURY Nicole	10048295068	CANADA	2003	1:00:29	+5:00
17	14	PFAU Kaya	10045748214	GERMANY	2003	1:00:30	+5:01
18	16	FUCHS Alexa	10045718609	GERMANY	2003	1:00:31	+5:02
19	29	SCHENK Eliane	10090997502	SWITZERLAND	2003	1:00:42	+5:13
20	32	WEEGER Antonia	10050779076	GERMANY	2004	1:00:51	+5:22
21	39	ST ONGE Marie Fay	10052381600	CANADA	2004	1:01:21	+5:52
22	20	RUETSCHI Noelle	10034810553	SWITZERLAND	2004	1:01:42	+6:13
23	26	GREGOIRE Julia	10078354459	BELGIUM	2004	1:01:57	+6:28
24	57	CADALBERT Lorena	10034811260	SWITZERLAND	2004	1:01:57	+6:28
25	22	KRAVANJA Andrea	10044933010	GERMANY	2003	1:01:59	+6:30
26	13	LIPP Finja	10050491009	GERMANY	2003	1:02:25	+6:56
27	38	ZUR Kinga	10054545710	POLAND	2004	1:02:26	+6:57
28	21	SUKHOPALOVA Mariia	10053657148	UKRAINE	2004	1:02:51	+7:22
29	31	MYERS Ella	10060711270	CANADA	2004	1:03:13	+7:44
30	58	BRAIDA Lucrezia	10028924774	ITALY	2004	1:03:33	+8:04
31	15	CIOPPA Bailey	10093049858	UNITED STATES OF AMERICA	2004	1:03:44	+8:15
32	48	SADNIK Katharina	10035125906	AUSTRIA	2003	1:04:02	+8:33
33	66	FLORES GARCIA Maria Carolina	10112478554	MEXICO	2003	1:04:12	+8:43
34	2	HOLCOMB Ruth	10099445087	UNITED STATES OF AMERICA	2003	1:04:27	+8:58
35	50	McGORUM Elena	10083204863	GREAT BRITAIN	2003	1:04:46	+9:17
36	67	DANDENELL Tove	10022457302	SWEDEN	2004	1:05:14	+9:45
37	63	SRNSKA Patricie	10047392968	CZECH REPUBLIC	2004	1:05:37	+10:08
38	18	SMITH Tai Lee	10102230001	UNITED STATES OF AMERICA	2003	1:06:01	+10:32
39	62	OSKARSSON Malin	10022435272	SWEDEN	2004	1:06:06	+10:37
40	42	LIBANO Mariana	10044298668	PORTUGAL	2004	1:06:12	+10:43
41	10	AGGELER Lauren	10105766154	UNITED STATES OF AMERICA	2004	1:06:30	+11:01
42	47	BRAMATI Lucia	10030539523	ITALY	2003	1:06:33	+11:04
43	19	FORNEY Sofia	10096708677	UNITED STATES OF AMERICA	2003	1:07:05	+11:36
44	30	KELLERMAN Makena	10110070429	UNITED STATES OF AMERICA	2004	1:07:24	+11:55
45	60	KUZMINA Arina	10036096916	RUSSIAN CYCLING FEDERATION	2003	1:07:36	+12:07
46	40	BOKROS Csenge Anna	10023662930	HUNGARY	2003	1:07:41	+12:12
47	49	PRASZCZALEK Katarzyna	10080737023	POLAND	2004	1:08:05	+12:36
48	70	COCUZZI Luiza	10062435850	BRAZIL	2004	1:08:19	+12:50
49	43	NADU Anja	10028452609	CROATIA	2003	1:08:36	+13:07
50	72	OSSIANSOON Ida	10022593001	SWEDEN	2003	1:08:43	+13:14
51	33	IZCUE ROS Edurne	10073419684	SPAIN	2003	1:09:03	+13:34
52	35	CAGUA GONZALEZ Laura Camila	10035300910	COLOMBIA	2003	1:09:23	+13:54
53	34	MADARIAGA GONZALEZ Zharick	10080361046	COLOMBIA	2004	1:09:28	+13:59
54	46	MANN Madison	10114213743	SOUTH AFRICA	2004	1:09:58	+14:29
55	9	SCHOFMANN Andrea	10104157974	SOUTH AFRICA	2003	1:11:52	+16:23
56	27	ASELTINE Mia	10061847382	UNITED STATES OF AMERICA	2004	1:12:26	+16:57
57	51	BELTRAN BELTRAN Paula	10080358319	COLOMBIA	2003	-1LAP	

CROSS-COUNTRY OLYMPIC

Val Di Sole (ITA) - 26 AUG 2021

Results

Women Junior

Rank	N°	Name	UCI ID	National Team	YOB	Time	Gap
58	28	MENDEZ BERLANGA Sara	10048812303	SPAIN	2003	-1LAP	
	61	ERMANE MARCENKO Evelina	10058847254	LATVIA	2003	DNF2	
	55	ROLDAN Mara	10081201209	CANADA	2004	DNF2	
	68	WENZEL Liv	10035000513	LUXEMBOURG	2004	DNF1	

Finished	Lapped	DNF	DSQ	DNS	Weather	Temperature	Avg Speed
56	2	3			Sunny	25°C	15.096 Km/h

Finish Judge

President of Commissaires' Panel
LUIK Ulf (GER)


Legend:

-n Lap Lapped with n laps remaining

DNFn Did Not Finish (abandoned in lap n)

www.tissotwatches.com

WWW.UCI.ORG

Timing and Results provided by 

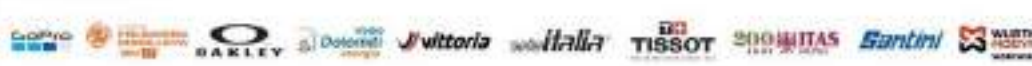
Report Created THU 26 AUG 2021 12:41

Page 2/2

MAIN PARTNERS



OFFICIAL PARTNERS



SUN 29 AUG 2021
DOWNHILL FINAL

Start Time: 14:10

Men Elite

Individual Results

Rank	Nr	Name / UCI MTB Team	UCI ID	NAT	YOB	Speed	I1 / I2	I3 / I4	Time
1.	P 5	MINNAAR Greg SOUTH AFRICA	10002818640	RSA	1981	52.812 (10)	0:38.933 (4) 1:49.284 (7)	2:23.944 (4) 2:55.469 (3)	3:28.963 +0.000
2.	P 8	COULANGES Benoit FRANCE	10008194359	FRA	1994	51.675 (20)	0:39.117 (5) 1:48.167 (3)	2:23.479 (1) 2:55.090 (1)	3:29.190 +0.227
3.	P 7	BROSNAN Troy AUSTRALIA	10007307417	AUS	1993	53.509 (2)	0:38.379 (1) 1:48.233 (4)	2:23.885 (3) 2:55.258 (2)	3:29.404 +0.441
4.	P 3	VERGIER Loris FRANCE	10008723112	FRA	1996	52.512 (12)	0:38.787 (3) 1:47.567 (1)	2:23.962 (5) 2:55.764 (4)	3:30.129 +1.166
5.	P 11	HART Danny GREAT BRITAIN	10005470073	GBR	1991	54.730 (1)	0:38.670 (2) 1:47.696 (2)	2:23.876 (2) 2:56.158 (5)	3:30.813 +1.850
6.	P 4	BRUNI Loic FRANCE	10007544358	FRA	1994	50.585 (38)	0:39.491 (9) 1:49.853 (11)	2:25.939 (10) 2:58.002 (9)	3:31.934 +2.971
7.	P 6	WALKER Matt GREAT BRITAIN	10011016756	GBR	1999	47.788 (61)	0:39.502 (10) 1:49.466 (8)	2:25.161 (7) 2:57.385 (7)	3:32.122 +3.159
8.	P 9	TRUMMER David AUSTRIA	10007713403	AUT	1994	51.510 (25)	0:39.879 (19) 1:49.717 (9)	2:25.405 (9) 2:57.183 (6)	3:32.123 +3.160
9.	13	ILES Finn CANADA	10090907774	CAN	1999	51.510 (25)	0:39.393 (8) 1:50.048 (12)	2:26.469 (12) 2:58.791 (10)	3:33.352 +4.389
10.	P 12	SHAW Luca UNITED STATES OF AMERICA	10008813442	USA	1996	53.333 (3)	0:40.137 (23) 1:51.085 (16)	2:26.749 (13) 2:59.153 (11)	3:33.897 +4.934
11.	18	KOLB Andreas AUSTRIA	10009187092	AUT	1996	53.333 (3)	0:40.390 (33) 1:52.791 (29)	2:27.857 (17) 2:59.714 (13)	3:34.001 +5.038
12.	56	VIDAL Antoine FRANCE	10070590924	FRA	2001	52.470 (14)	0:41.032 (46) 1:50.909 (15)	2:26.995 (14) 2:59.731 (14)	3:34.257 +5.294
13.	P 15	WALLACE Mark CANADA	10008172636	CAN	1995	50.428 (39)	0:40.640 (39) 1:52.045 (24)	2:28.486 (20) 3:00.269 (15)	3:35.588 +6.625
14.	47	PENE Tuhoto-Ariki NEW ZEALAND	10022183274	NZL	2001	51.840 (19)	0:39.196 (6) 1:50.261 (13)	2:27.023 (15) 3:01.145 (16)	3:35.640 +6.677
15.	P 1	WILSON Reece GREAT BRITAIN	10009563271	GBR	1996	51.185 (28)	0:39.954 (20) 1:51.281 (17)	2:27.378 (16) 2:59.348 (12)	3:35.948 +6.985
16.	20	KERR Bernard GREAT BRITAIN	10006413094	GBR	1991	51.064 (31)	0:40.662 (40) 1:51.364 (19)	2:28.802 (21) 3:01.291 (17)	3:35.973 +7.010
17.	48	ZWAR Oliver SWEDEN	10008106857	SWE	1995	53.158 (6)	0:40.453 (34) 1:52.217 (26)	2:29.096 (23) 3:02.597 (24)	3:36.979 +8.016
18.	P 14	SUAREZ ALONSO Angel SPAIN	10008831529	ESP	1995	51.675 (20)	0:39.355 (7) 1:48.686 (5)	2:24.584 (6) 3:02.300 (20)	3:36.998 +8.035
19.	50	BARANEK Rastislav SLOVAKIA	10008169808	SVK	1995	52.984 (8)	0:39.538 (11) 1:52.201 (25)	2:29.072 (22) 3:02.358 (23)	3:37.146 +8.183
20.	29	BREEDEN Joe GREAT BRITAIN	10011005743	GBR	1999	51.675 (20)	0:39.635 (14) 1:51.642 (21)	2:28.091 (18) 3:01.827 (18)	3:37.610 +8.647
21.	30	LEVESQUE Dylan FRANCE	10008831731	FRA	1996	50.863 (34)	0:40.146 (24) 1:53.113 (31)	2:29.606 (25) 3:02.302 (21)	3:37.687 +8.724
22.	46	MARIN Alex SPAIN	10009452935	ESP	1997	52.512 (12)	0:40.178 (26) 1:51.364 (19)	2:28.306 (19) 3:02.033 (19)	3:37.989 +9.026
23.	57	FEARON Connor AUSTRALIA	10007656314	AUS	1994	51.551 (24)	0:40.475 (35) 1:51.712 (22)	2:29.278 (24) 3:03.033 (26)	3:38.825 +9.862
24.	54	ZWAR KVIST Benjamin SWEDEN	10011107086	SWE	1999	52.132 (17)	0:40.967 (44) 1:53.173 (32)	2:29.669 (26) 3:03.003 (25)	3:39.161 +10.198
25.	74	DICKSON Jacob IRELAND	10009453642	IRL	1997	52.640 (11)	0:42.023 (61) 1:54.224 (40)	2:31.252 (32) 3:04.655 (28)	3:39.470 +10.507
26.	32	PALAZZARI Davide ITALY	10010022205	ITA	1995	53.333 (3)	0:40.613 (38) 1:53.108 (30)	2:31.374 (33) 3:04.890 (29)	3:39.670 +10.707
27.	79	HAWKESBY-BROWNE Finn NEW ZEALAND	10021824273	NZL	2002	50.903 (32)	0:41.129 (48) 1:53.819 (36)	2:31.476 (34) 3:05.079 (33)	3:39.940 +10.977
28.	P 10	THIRION Remi FRANCE	10005415715	FRA	1990	52.006 (18)	0:39.690 (16) 1:52.259 (27)	2:29.830 (27) 3:03.601 (27)	3:40.158 +11.195
29.	63	SILVA Dante UNITED STATES OF AMERICA	10071893653	USA	2002	50.744 (36)	0:41.296 (51) 1:54.142 (39)	2:31.693 (36) 3:05.124 (34)	3:40.283 +11.320
30.	P 19	HARTENSTERN Max GERMANY	10011213584	GER	1999	49.390 (49)	0:39.782 (17) 1:51.964 (23)	2:30.609 (28) 3:04.953 (31)	3:40.331 +11.368
31.	59	DOOLEY Austin UNITED STATES OF AMERICA	10087908151	USA	2002	51.510 (25)	0:40.545 (36) 1:52.493 (28)	2:30.911 (30) 3:05.002 (32)	3:40.352 +11.389
32.	37	FISCHBACH Johannes GERMANY	10004475825	GER	1988	47.964 (60)	0:40.214 (27) 1:53.908 (37)	2:31.768 (37) 3:04.948 (30)	3:40.420 +11.457
33.	65	ROJCEK Adam SLOVAKIA	10010032612	SVK	1998	50.116 (43)	0:40.306 (29) 1:53.555 (35)	2:31.524 (35) 3:06.212 (37)	3:41.359 +12.396
34.	33	HANNAH Michael AUSTRALIA	10002815812	AUS	1983	49.240 (51)	0:40.744 (41) 1:53.219 (33)	2:30.876 (29) 3:05.600 (35)	3:41.368 +12.405
35.	41	GALE Sam NEW ZEALAND	10021725253	NZL	2001	52.300 (15)	0:41.673 (55) 1:55.511 (45)	2:32.929 (40) 3:06.470 (38)	3:41.593 +12.630
36.	49	ERLANGSEN Theo SOUTH AFRICA	10008867400	RSA	1995	52.984 (8)	0:40.824 (42) 1:55.010 (43)	2:33.346 (42) 3:07.320 (40)	3:42.131 +13.168

SUN 29 AUG 2021

Start Time: 14:10

DOWNHILL FINAL

Men Elite

Individual Results

Rank	Nr	Name / UCI MTB Team	UCI ID	NAT	YOB	Speed	I1 / I2	I3 / I4	Time
37.	27	WILLIAMSON Greg GREAT BRITAIN	10006909111	GBR	1992	51.185 (28)	0:41.211 (50) 1:54.467 (41)	2:32.284 (38) 3:05.949 (36)	3:42.545 +13.582
38.	28	LUCAS Dean AUSTRALIA	10008103322	AUS	1995	49.503 (48)	0:40.169 (25) 1:53.473 (34)	2:32.402 (39) 3:06.704 (39)	3:42.601 +13.638
39.	81	LEHMANN Lino SWITZERLAND	10094455247	SUI	2002	47.788 (61)	0:41.406 (52) 1:54.541 (42)	2:32.990 (41) 3:08.050 (41)	3:44.131 +15.168
40.	71	CRUZ Lucas CANADA	10051902761	CAN	2001	52.300 (15)	0:42.624 (68) 1:57.404 (56)	2:35.385 (48) 3:09.366 (44)	3:44.205 +15.242
41.	64	BOTTERAM Tristan NETHERLANDS	10063915001	NED	2000	50.272 (40)	0:42.268 (64) 1:56.134 (49)	2:34.744 (45) 3:08.425 (42)	3:44.927 +15.964
42.	43	BAECHLER Yannick SWITZERLAND	10034811159	SUI	2001	51.185 (28)	0:41.700 (57) 1:55.566 (46)	2:34.113 (44) 3:08.895 (43)	3:45.046 +16.083
43.	23	HATTON Charlie GREAT BRITAIN	10009897014	GBR	1998	49.655 (46)	0:41.018 (45) 1:55.188 (44)	2:35.321 (47) 3:09.729 (46)	3:45.504 +16.541
44.	97	GOMILSCEK Zak SLOVENIA	10017640745	SLO	2001	49.808 (45)	0:41.767 (59) 1:55.785 (48)	2:35.390 (49) 3:09.665 (45)	3:46.214 +17.251
45.	39	BRANNIGAN George NEW ZEALAND	10006834339	NZL	1992	53.158 (6)	0:41.453 (53) 1:56.518 (51)	2:34.944 (46) 3:10.390 (48)	3:46.553 +17.590
46.	69	HARRISON Charlie UNITED STATES OF AMERICA	10009645925	USA	1997	46.452 (69)	0:40.319 (31) 1:49.833 (10)	2:26.384 (11) 3:02.307 (22)	3:46.751 +17.788
47.	82	VIEIRA Roger BRAZIL	10009164258	BRA	1994	50.903 (32)	0:42.441 (66) 1:57.209 (54)	2:36.545 (52) 3:11.105 (50)	3:46.767 +17.804
48.	38	MULALLY Neko UNITED STATES OF AMERICA	10007287613	USA	1993	49.541 (47)	0:40.315 (30) 1:54.016 (38)	2:33.520 (43) 3:10.010 (47)	3:46.934 +17.971
49.	92	NERON Gabriel CANADA	10064082527	CAN	2000	50.272 (40)	0:42.222 (63) 1:55.631 (47)	2:36.569 (53) 3:11.355 (51)	3:47.549 +18.586
50.	80	NESTOROFF Nikolas UNITED STATES OF AMERICA	10011011201	USA	1999	49.054 (53)	0:42.293 (65) 1:57.319 (55)	2:37.175 (54) 3:12.762 (52)	3:49.147 +20.184
51.	77	WEBER Basil SWITZERLAND	10007392895	SUI	1992	47.788 (61)	0:42.451 (67) 1:58.285 (58)	2:38.445 (59) 3:13.759 (54)	3:49.656 +20.693
52.	52	MAURER Simon GERMANY	10048586573	GER	2000	47.403 (66)	0:41.727 (58) 1:58.316 (59)	2:37.847 (56) 3:13.997 (55)	3:50.429 +21.466
53.	68	JOHANSON Robert ESTONIA	10016181095	EST	2002	48.214 (59)	0:42.867 (71) 2:00.690 (65)	2:39.780 (62) 3:15.566 (58)	3:51.799 +22.836
54.	62	LEHMANN Hannes GERMANY	10051084830	GER	2001	50.744 (36)	0:41.913 (60) 1:59.178 (62)	2:38.900 (60) 3:15.363 (57)	3:51.818 +22.855
55.	98	SHERRYBLE Vladislav RUSSIAN CYCLING FEDERATION	10059479168	RCF	1997	47.788 (61)	0:40.603 (37) 1:56.454 (50)	2:37.950 (58) 3:13.662 (53)	3:52.578 +23.615
56.	84	STEINER Julian GERMANY	10008123732	GER	1994	48.503 (56)	0:41.522 (54) 1:56.837 (52)	2:37.622 (55) 3:14.764 (56)	3:52.587 +23.624
57.	93	CUMMING Christopher IRELAND	10017082286	IRL	2002	47.265 (68)	0:43.411 (75) 1:59.429 (63)	2:39.695 (61) 3:16.391 (59)	3:53.952 +24.989
58.	60	AGUILAR OMODEO Pablo Andres COSTA RICA	10058571715	CRC	2002	48.250 (58)	0:43.389 (74) 2:00.873 (66)	2:40.943 (64) 3:17.452 (62)	3:54.911 +25.948
59.	89	PRIES Timo GERMANY	10007753718	GER	1991	49.961 (44)	0:43.920 (79) 2:01.020 (67)	2:40.786 (63) 3:16.983 (60)	3:55.200 +26.237
60.	104	GRAMATICA Riccardo ITALY	10033148823	ITA	2002	47.542 (65)	0:42.730 (69) 2:00.053 (64)	2:41.197 (65) 3:17.284 (61)	3:55.353 +26.390
61.	67	POTGIETER Johann SOUTH AFRICA	10004065900	RSA	1987	49.240 (51)	0:42.810 (70) 1:59.160 (61)	2:41.879 (66) 3:18.571 (63)	3:56.496 +27.533
62.	24	ZABJEK Jure SLOVENIA	10008164855	SLO	1995	48.649 (54)	0:41.101 (47) 1:58.127 (57)	2:44.741 (68) 3:21.078 (65)	3:58.233 +29.270
63.	16	NORTON Dakotah UNITED STATES OF AMERICA	10010038167	USA	1992	49.353 (50)	0:39.679 (15) 1:48.959 (6)	2:25.314 (8) 2:57.788 (8)	3:58.603 +29.640
64.	70	MURRAY Charles NEW ZEALAND	10084688054	NZL	1996	50.272 (40)	0:43.884 (78) 2:03.597 (69)	2:45.254 (70) 3:22.599 (66)	4:00.089 +31.126
65. P	22	GREENLAND Laurie GREAT BRITAIN	10009404738	GBR	1997	47.403 (66)	0:39.601 (13) 2:04.025 (70)	2:45.185 (69) 3:23.499 (67)	4:02.216 +33.253
66.	95	ERIKSSON Adam SWEDEN	10016021249	SWE	1999	48.503 (56)	0:43.062 (73) 1:58.826 (60)	2:37.904 (57) 3:25.593 (68)	4:03.178 +34.215
67.	66	KERR Henry IRELAND	10111341129	IRL	2000	30.887 (75)	0:40.103 (22) 1:51.321 (18)	2:36.262 (50) 3:20.545 (64)	4:09.078 +40.115
68.	111	SEEWALD Pablo ARGENTINA	10008105746	ARG	1993	42.548 (71)	0:43.479 (77) 2:04.669 (71)	2:49.744 (71) 3:29.350 (69)	4:09.247 +40.284
69.	110	PAEZ Jeronimo ARGENTINA	10015569894	ARG	1998	42.215 (72)	0:42.955 (72) 2:07.328 (72)	2:52.055 (72) 3:32.412 (70)	4:15.359 +46.396
70.	58	JAMIESON Elliot CANADA	10048442184	CAN	2001	27.193 (76)	0:40.349 (32) 2:03.066 (68)	2:43.316 (67) 3:34.095 (71)	4:16.160 +47.197
71. P	2	DAPRELA Thibaut FRANCE	10072798480	FRA	2001	18.642 (77)	0:39.850 (18) 1:50.481 (14)	2:31.184 (31) 3:53.607 (72)	4:42.243 +1:13.280
72.	102	CEPELAK Jan CZECH REPUBLIC	10007713807	CZE	1994	36.141 (73)	0:43.426 (76) 2:25.550 (73)	3:13.983 (73) 3:59.848 (73)	4:42.835 +1:13.872

SUN 29 AUG 2021

Start Time: 14:10

DOWNHILL FINAL

Men Elite

Individual Results

Rank	Nr	Name / UCI MTB Team	UCI ID	NAT	YOB	Speed	I1 / I2	I3 / I4	Time
73.	45	MACDONALD Brook NEW ZEALAND	10006429969	NZL	1991	48.649 (54)	0:39.994 (21) 3:51.223 (76)	4:32.742 (76) 5:10.951 (74)	5:50.308 +2:21.345
74.	42	BERGINC Luka SLOVENIA	10009441417	SLO	1997	33.645 (74)	0:40.904 (43) 2:59.019 (75)	3:47.141 (75) 5:17.431 (75)	6:02.558 +2:33.595
75.	26	BLINKINSOP Samuel NEW ZEALAND	10004485929	NZL	1988	46.352 (70)	1:14.661 (80) 2:45.199 (74)	3:39.117 (74) 5:27.048 (76)	6:09.097 +2:40.134
	31	MEIER-SMITH Luke AUSTRALIA	10049212326	AUS	2002		0:40.228 (28)	-	DNF
	36	A'HERN Kye AUSTRALIA	10043853983	AUS	2001	50.863 (34)	-	-	DNF
P	44	PIERRON Amaury FRANCE	10008827283	FRA	1996		0:39.542 (12)	-	DNF
	73	ALBER Hannes ITALY	10029852742	ITA	2000		0:41.692 (56)	-	DNF
	91	PESENTI Marcello ITALY	10012986462	ITA	1994	51.675 (20)	0:42.053 (62) 1:57.126 (53)	2:36.333 (51) 3:10.986 (49)	DNF
	100	SANCHEZ SALAZAR Camilo COLOMBIA	10035373961	COL	2001		0:41.167 (49)	-	DNF
	75	STULIK Christof AUSTRIA	10092039341	AUT	2002		-	-	DNS

Entries / Nations	Finished	DNF	DSQ	DNS	Weather	Temperature	Distance	Average
82 / 24	75	6	0	1	Light rain	21°C	2.100km	36.179km/h

Legend:
DNF Did Not Finish **DNS** Did Not Start **DSQ** Disqualified **NAT** Nation **YOB** Year of birth **In** Intermediate **n**


FRI 27 AUG 2021
Start Time: 12:15
DOWNHILL QUALIFICATION
Men Elite

Individual Results

Rank	Nr	Name / UCI MTB Team	UCI ID	NAT	YOB	Speed	I1 / I2	I3 / I4	Time
1.	P 3	VERGIER Loris FRANCE	10008723112	FRA	1996	51.675 (13)	0:39.841 (4) 1:49.493 (1)	2:25.501 (1) 2:57.923 (1)	3:32.440 +0.000
2.	P 22	GREENLAND Laurie GREAT BRITAIN	10009404738	GBR	1997	50.704 (25)	0:40.573 (15) 1:50.600 (4)	2:26.541 (3) 2:58.725 (2)	3:33.430 +0.990
3.	56	VIDAL Antoine FRANCE	10070590924	FRA	2001	53.333 (3)	0:41.206 (30) 1:51.030 (6)	2:27.292 (5) 2:59.128 (4)	3:33.946 +1.506
4.	P 5	MINNAAR Greg SOUTH AFRICA	10002818640	RSA	1981	47.647 (66)	0:39.635 (2) 1:50.291 (3)	2:26.416 (2) 2:59.127 (3)	3:33.976 +1.536
5.	P 2	DAPRELA Thibaut FRANCE	10072798480	FRA	2001	54.730 (1)	0:39.778 (3) 1:50.020 (2)	2:26.559 (4) 3:00.176 (6)	3:34.826 +2.386
6.	P 7	BROSNAN Troy AUSTRALIA	10007307417	AUS	1993	51.388 (16)	0:39.136 (1) 1:50.883 (5)	2:27.504 (6) 2:59.933 (5)	3:35.368 +2.928
7.	P 8	COULANGES Benoit FRANCE	10008194359	FRA	1994	48.071 (57)	0:40.064 (6) 1:51.368 (8)	2:27.646 (7) 3:01.068 (7)	3:36.846 +4.406
8.	P 9	TRUMMER David AUSTRIA	10007713403	AUT	1994	45.570 (75)	0:41.574 (40) 1:52.952 (12)	2:29.515 (9) 3:01.816 (8)	3:37.462 +5.022
9.	P 6	WALKER Matt GREAT BRITAIN	10011016756	GBR	1999	50.903 (23)	0:40.299 (8) 1:51.221 (7)	2:28.963 (8) 3:02.674 (9)	3:38.113 +5.673
10.	13	ILES Finn CANADA	10090907774	CAN	1999	48.612 (44)	0:40.764 (18) 1:53.338 (15)	2:30.381 (11) 3:03.166 (10)	3:38.586 +6.146
11.	36	A'HERN Kye AUSTRALIA	10043853983	AUS	2001	50.546 (28)	0:40.485 (13) 1:53.345 (16)	2:30.849 (16) 3:04.356 (13)	3:39.846 +7.406
12.	P 12	SHAW Luca UNITED STATES OF AMERICA	10008813442	USA	1996	50.116 (31)	0:40.501 (14) 1:52.384 (9)	2:30.173 (10) 3:04.083 (11)	3:40.034 +7.594
13.	31	MEIER-SMITH Luke AUSTRALIA	10049212326	AUS	2002	54.545 (2)	0:40.685 (16) 1:54.196 (24)	2:31.228 (18) 3:04.779 (15)	3:40.104 +7.664
14.	16	NORTON Dakotah UNITED STATES OF AMERICA	10010038167	USA	1992	51.840 (10)	0:40.065 (7) 1:52.619 (10)	2:30.682 (15) 3:04.268 (12)	3:40.129 +7.689
15.	66	KERR Henry IRELAND	10111341129	IRL	2000	50.863 (24)	0:40.741 (17) 1:53.768 (21)	2:31.542 (20) 3:05.245 (19)	3:40.371 +7.931
16.	47	PENE Tuhoto-Ariki NEW ZEALAND	10022183274	NZL	2001	51.716 (12)	0:40.324 (9) 1:54.117 (22)	2:31.496 (19) 3:05.348 (21)	3:40.584 +8.144
17.	26	BLENKINSOP Samuel NEW ZEALAND	10004485929	NZL	1988	48.107 (54)	0:40.342 (10) 1:53.232 (14)	2:30.615 (13) 3:04.947 (16)	3:40.730 +8.290
18.	18	KOLB Andreas AUSTRIA	10009187092	AUT	1996	52.640 (5)	0:41.918 (52) 1:54.664 (29)	2:32.352 (28) 3:05.211 (18)	3:40.826 +8.386
19.	P 44	PIERRON Amaury FRANCE	10008827283	FRA	1996	52.640 (5)	0:40.484 (12) 1:52.941 (11)	2:30.620 (14) 3:05.109 (17)	3:41.188 +8.748
20.	46	MARIN Alex SPAIN	10009452935	ESP	1997	49.203 (39)	0:40.953 (22) 1:53.121 (13)	2:30.481 (12) 3:04.641 (14)	3:41.248 +8.808
21.	23	HATTON Charlie GREAT BRITAIN	10009897014	GBR	1998	47.823 (62)	0:41.596 (41) 1:53.761 (20)	2:31.628 (21) 3:05.276 (20)	3:41.711 +9.271
22.	74	DICKSON Jacob IRELAND	10009453642	IRL	1997	45.094 (77)	0:40.834 (19) 1:53.365 (18)	2:30.986 (17) 3:05.967 (25)	3:41.948 +9.508
23.	30	LEVESQUE Dylan FRANCE	10008831731	FRA	1996	51.675 (13)	0:41.241 (31) 1:54.804 (30)	2:31.718 (22) 3:05.690 (23)	3:42.016 +9.576
24.	P 1	WILSON Reece GREAT BRITAIN	10009563271	GBR	1996	47.823 (62)	0:41.397 (37) 1:55.378 (37)	2:32.104 (26) 3:06.284 (27)	3:42.118 +9.678
25.	20	KERR Bernard GREAT BRITAIN	10006413094	GBR	1991	51.225 (19)	0:41.830 (49) 1:54.877 (31)	2:32.412 (29) 3:06.112 (26)	3:42.199 +9.759
26.	P 15	WALLACE Mark CANADA	10008172636	CAN	1995	48.107 (54)	0:41.187 (28) 1:54.234 (25)	2:31.961 (25) 3:05.766 (24)	3:42.365 +9.925
27.	48	ZWAR Oliver SWEDEN	10008106857	SWE	1995	51.347 (18)	0:41.027 (25) 1:53.730 (19)	2:31.808 (23) 3:06.304 (28)	3:42.595 +10.155
28.	54	ZWAR KVIST Benjamin SWEDEN	10011107086	SWE	1999	52.512 (7)	0:41.509 (39) 1:54.149 (23)	2:32.294 (27) 3:05.497 (22)	3:42.725 +10.285
29.	65	ROJCEK Adam SLOVAKIA	10010032612	SVK	1998	50.585 (26)	0:40.847 (20) 1:54.363 (26)	2:33.011 (30) 3:07.445 (30)	3:42.935 +10.495
30.	43	BAECHLER Yannick SWITZERLAND	10034811159	SUI	2001	50.116 (31)	0:41.385 (36) 1:55.909 (41)	2:33.553 (35) 3:07.647 (32)	3:43.078 +10.638
31.	P 19	HARTENSTERN Max GERMANY	10011213584	GER	1999	49.390 (37)	0:41.372 (35) 1:55.263 (36)	2:33.173 (32) 3:07.563 (31)	3:43.264 +10.824
32.	58	JAMIESON Elliot CANADA	10048442184	CAN	2001	53.202 (4)	0:41.172 (27) 1:54.461 (28)	2:33.840 (37) 3:07.746 (33)	3:43.345 +10.905
33.	57	FEARON Connor AUSTRALIA	10007656314	AUS	1994	49.503 (36)	0:41.080 (26) 1:53.350 (17)	2:31.928 (24) 3:06.975 (29)	3:43.796 +11.356
34.	79	HAWKESBY-BROWNE Finn NEW ZEALAND	10021824273	NZL	2002	48.107 (54)	0:42.095 (55) 1:55.462 (38)	2:33.658 (36) 3:08.326 (34)	3:44.440 +12.000
35.	32	PALAZZARI Davide ITALY	10010022205	ITA	1995	50.546 (28)	0:41.616 (44) 1:55.807 (40)	2:34.573 (39) 3:08.901 (37)	3:44.844 +12.404
36.	59	DOOLEY Austin UNITED STATES OF AMERICA	10087908151	USA	2002	51.388 (16)	0:41.332 (34) 1:54.430 (27)	2:33.477 (34) 3:08.438 (35)	3:44.920 +12.480

FRI 27 AUG 2021

DOWNHILL QUALIFICATION

Start Time: 12:15

Men Elite

Individual Results

Rank	Nr	Name / UCI MTB Team	UCI ID	NAT	YOB	Speed	I1 / I2	I3 / I4	Time
37.	71	CRUZ Lucas CANADA	10051902761	CAN	2001	50.585 (26)	0:42.214 (58) 1:56.464 (46)	2:34.550 (38) 3:08.976 (38)	3:45.110 +12.670
38.	77	WEBER Basil SWITZERLAND	10007392895	SUI	1992	51.064 (21)	0:41.757 (48) 1:56.605 (47)	2:35.113 (44) 3:09.300 (41)	3:45.235 +12.795
39.	41	GALE Sam NEW ZEALAND	10021725253	NZL	2001	49.961 (33)	0:43.747 (72) 1:58.087 (56)	2:36.724 (53) 3:09.599 (43)	3:45.385 +12.945
40.	37	FISCHBACH Johannes GERMANY	10004475825	GER	1988	46.991 (68)	0:41.743 (47) 1:56.856 (49)	2:34.790 (40) 3:09.262 (40)	3:45.678 +13.238
41.	50	BARANEK Rastislav SLOVAKIA	10008169808	SVK	1995	48.503 (45)	0:41.002 (24) 1:56.412 (44)	2:35.323 (46) 3:09.569 (42)	3:45.851 +13.411
42.	63	SILVA Dante UNITED STATES OF AMERICA	10071893653	USA	2002	46.619 (69)	0:42.203 (57) 1:55.140 (33)	2:33.156 (31) 3:09.249 (39)	3:45.872 +13.432
43.	29	BREEDEN Joe GREAT BRITAIN	10011005743	GBR	1999	47.929 (60)	0:40.955 (23) 1:55.252 (35)	2:33.209 (33) 3:08.627 (36)	3:46.210 +13.770
44.	69	HARRISON Charlie UNITED STATES OF AMERICA	10009645925	USA	1997	52.512 (7)	0:42.090 (54) 1:55.937 (42)	2:35.058 (43) 3:10.691 (47)	3:47.009 +14.569
45.	64	BOTTERAM Tristan NETHERLANDS	10063915001	NED	2000	49.240 (38)	0:41.843 (50) 1:58.558 (60)	2:36.800 (54) 3:10.542 (45)	3:47.200 +14.760
46.	81	LEHMANN Lino SWITZERLAND	10094455247	SUI	2002	48.214 (51)	0:42.044 (53) 1:57.419 (52)	2:35.954 (50) 3:11.325 (50)	3:47.256 +14.816
47.	45	MACDONALD Brook NEW ZEALAND	10006429969	NZL	1991	45.827 (73)	0:40.933 (21) 1:55.163 (34)	2:35.018 (42) 3:10.655 (46)	3:47.629 +15.189
48.	42	BERGINC Luka SLOVENIA	10009441417	SLO	1997	51.024 (22)	0:41.643 (45) 1:56.428 (45)	2:35.826 (49) 3:10.912 (48)	3:47.667 +15.227
49.	39	BRANNIGAN George NEW ZEALAND	10006834339	NZL	1992	48.214 (51)	0:41.599 (42) 1:56.732 (48)	2:35.282 (45) 3:11.939 (52)	3:48.264 +15.824
50.	28	LUCAS Dean AUSTRALIA	10008103322	AUS	1995	47.929 (60)	0:41.288 (33) 1:54.953 (32)	2:35.488 (47) 3:11.554 (51)	3:48.708 +16.268
51.	92	NERON Gabriel CANADA	10064082527	CAN	2000	48.214 (51)	0:44.450 (80) 1:59.997 (63)	2:38.763 (61) 3:12.677 (54)	3:49.100 +16.660
52.	73	ALBER Hannes ITALY	10029852742	ITA	2000	49.846 (35)	0:42.896 (65) 1:57.954 (54)	2:36.431 (52) 3:11.021 (49)	3:49.104 +16.664
53. P	14	SUAREZ ALONSO Angel SPAIN	10008831529	ESP	1995	48.358 (49)	0:41.201 (29) 1:56.385 (43)	2:35.748 (48) 3:12.088 (53)	3:49.581 +17.141
54.	80	NESTOROFF Nikolas UNITED STATES OF AMERICA	10011011201	USA	1999	48.943 (40)	0:42.104 (56) 1:57.318 (51)	2:37.471 (56) 3:12.748 (55)	3:49.664 +17.224
55.	49	ERLANGSEN Theo SOUTH AFRICA	10008867400	RSA	1995	50.272 (30)	0:42.865 (64) 1:58.256 (58)	2:38.432 (58) 3:13.896 (58)	3:50.386 +17.946
56.	33	HANNAH Michael AUSTRALIA	10002815812	AUS	1983	47.964 (58)	0:41.286 (32) 1:57.844 (53)	2:37.465 (55) 3:12.938 (56)	3:50.428 +17.988
57.	82	VIEIRA Roger BRAZIL	10009164258	BRA	1994	45.925 (72)	0:43.318 (67) 1:59.615 (62)	2:38.779 (62) 3:14.619 (60)	3:51.078 +18.638
58.	89	PRIES Timo GERMANY	10007753718	GER	1991	48.503 (45)	0:43.800 (73) 2:00.206 (65)	2:39.382 (63) 3:14.362 (59)	3:51.673 +19.233
59.	38	MULALLY Neko UNITED STATES OF AMERICA	10007287613	USA	1993	48.649 (43)	0:41.675 (46) 1:55.562 (39)	2:36.187 (51) 3:13.742 (57)	3:52.017 +19.577
60.	100	SANCHEZ SALAZAR Camilo COLOMBIA	10035373961	COL	2001	46.319 (71)	0:41.857 (51) 1:58.646 (61)	2:38.650 (59) 3:15.314 (62)	3:52.034 +19.594
61.	91	PESENTI Marcello ITALY	10012986462	ITA	1994	51.510 (15)	0:42.488 (61) 2:00.070 (64)	2:40.390 (64) 3:16.218 (64)	3:53.212 +20.772
62.	95	ERIKSSON Adam SWEDEN	10016021249	SWE	1999	51.840 (10)	0:44.148 (76) 2:01.792 (71)	2:41.355 (66) 3:16.808 (65)	3:53.966 +21.526
63.	84	STEINER Julian GERMANY	10008123732	GER	1994	48.503 (45)	0:42.445 (60) 1:58.172 (57)	2:38.718 (60) 3:15.433 (63)	3:53.982 +21.542
64.	93	CUMMING Christopher IRELAND	10017082286	IRL	2002	47.964 (58)	0:44.757 (83) 2:02.058 (73)	2:41.800 (68) 3:17.503 (67)	3:54.797 +22.357
65.	98	SHERRYBLE Vladislav RUSSIAN CYCLING FEDERATION	10059479168	RCF	1997	48.758 (42)	0:41.480 (38) 1:58.023 (55)	2:38.155 (57) 3:16.960 (66)	3:54.907 +22.467
66. P	4	BRUNI Loic FRANCE	10007544358	FRA	1994	52.174 (9)	0:55.145 (97) 2:06.969 (83)	2:42.801 (70) 3:15.282 (61)	3:55.479 +23.039
67.	27	WILLIAMSON Greg GREAT BRITAIN	10006909111	GBR	1992	48.358 (49)	0:42.743 (62) 1:57.075 (50)	2:35.001 (41) 3:10.220 (44)	3:56.112 +23.672
68.	24	ZABJEK Jure SLOVENIA	10008164855	SLO	1995	44.690 (79)	0:43.203 (66) 2:00.996 (66)	2:41.410 (67) 3:19.203 (68)	3:56.833 +24.393
69.	97	GOMILSCEK Zak SLOVENIA	10017640745	SLO	2001	49.961 (33)	0:42.835 (63) 2:01.799 (72)	2:43.624 (73) 3:19.296 (69)	3:57.078 +24.638
70.	52	MAURER Simon GERMANY	10048586573	GER	2000	48.503 (45)	0:43.339 (68) 2:02.089 (74)	2:43.265 (71) 3:19.765 (71)	3:57.872 +25.432
71.	104	GRAMATICA Riccardo ITALY	10033148823	ITA	2002	45.094 (77)	0:43.355 (69) 2:01.371 (70)	2:42.504 (69) 3:19.531 (70)	3:58.845 +26.405
72.	68	JOHANSON Robert ESTONIA	10016181095	EST	2002	43.992 (82)	0:44.329 (78) 2:02.485 (75)	2:43.919 (74) 3:21.282 (72)	3:58.885 +26.445

FRI 27 AUG 2021

Start Time: 12:15

DOWNHILL QUALIFICATION

Men Elite

Individual Results

Rank	Nr	Name / UCI MTB Team	UCI ID	NAT	YOB	Speed	I1 / I2	I3 / I4	Time
73.	60	AGUILAR OMODEO Pablo Andres COSTA RICA	10058571715	CRC	2002	46.619 (69)	0:44.572 (81) 2:04.267 (81)	2:45.708 (76) 3:22.833 (74)	4:00.960 +28.520
74.	75	STULIK Christof AUSTRIA	10092039341	AUT	2002	51.185 (20)	0:45.082 (84) 2:04.636 (82)	2:46.359 (80) 3:23.593 (77)	4:01.556 +29.116
75.	70	MURRAY Charles NEW ZEALAND	10084688054	NZL	1996	47.823 (62)	0:44.300 (77) 2:03.863 (78)	2:46.074 (78) 3:23.066 (75)	4:01.833 +29.393
76.	111	SEEWALD Pablo ARGENTINA	10008105746	ARG	1993	43.316 (83)	0:44.756 (82) 2:03.889 (79)	2:45.858 (77) 3:23.131 (76)	4:01.867 +29.427
77.	62	LEHMANN Hannes GERMANY	10051084830	GER	2001	45.698 (74)	0:45.365 (85) 2:07.076 (84)	2:49.447 (82) 3:27.857 (81)	4:05.675 +33.235
78.	67	POTGIETER Johann SOUTH AFRICA	10004065900	RSA	1987	45.442 (76)	0:43.483 (70) 2:01.366 (69)	2:43.612 (72) 3:24.112 (78)	4:06.094 +33.654
79.	110	PAEZ Jeronimo ARGENTINA	10015569894	ARG	1998	47.682 (65)	0:43.745 (71) 2:01.065 (67)	2:40.764 (65) 3:25.643 (79)	4:07.129 +34.689
80.	102	CEPELAK Jan CZECH REPUBLIC	10007713807	CZE	1994	40.678 (89)	0:43.807 (74) 2:02.568 (76)	2:46.139 (79) 3:27.920 (82)	4:07.378 +34.938
81.	90	KOHUT Denis SLOVAKIA	10010008360	SVK	1997	41.248 (87)	0:44.439 (79) 2:04.099 (80)	2:47.349 (81) 3:27.368 (80)	4:07.518 +35.078
82.	72	LAMM Nico GERMANY	10074168507	GER	1999	47.127 (67)	0:44.005 (75) 2:03.270 (77)	2:44.985 (75) 3:21.727 (73)	4:07.569 +35.129
83.	116	MARKU Genc ALBANIA	10032784162	ALB	1997	44.353 (80)	0:46.795 (91) 2:07.916 (85)	2:50.447 (83) 3:30.873 (83)	4:12.519 +40.079
84. P	10	THIRION Remi FRANCE	10005415715	FRA	1990	48.943 (40)	0:41.602 (43) 2:13.637 (89)	2:53.887 (86) 3:33.657 (84)	4:13.850 +41.410
85.	55	GATEV Stivian BULGARIA	10010010481	BUL	1991	42.325 (85)	0:45.492 (86) 2:08.515 (87)	2:53.249 (85) 3:33.691 (85)	4:16.677 +44.237
86.	117	SPIEGELER BARRERA Marvin Alberto GUATEMALA	10035538659	GUA	1988	41.065 (88)	0:45.964 (88) 2:08.831 (88)	2:54.699 (87) 3:38.242 (86)	4:19.513 +47.073
87.	109	ASON Juan ARGENTINA	10074099088	ARG	2000	41.779 (86)	0:48.804 (94) 2:19.875 (90)	3:09.136 (88) 3:53.890 (87)	4:38.064 +1:05.624
88.	105	CABRERA MIERES Roberto CHILE	10007875168	CHI	1987	37.370 (92)	0:48.803 (93) 2:20.292 (91)	3:14.452 (89) 4:00.253 (88)	4:44.301 +1:11.861
89.	107	IVANOV Denis LITHUANIA	10107493764	LTU	1996	38.942 (91)	0:51.043 (96) 2:22.926 (93)	3:20.067 (90) 4:10.520 (89)	4:57.306 +1:24.866
90. P	11	HART Danny GREAT BRITAIN	10005470073	GBR	1991	39.297 (90)	0:39.893 (5) 1:58.460 (59)	3:36.350 (92) 4:34.022 (91)	5:26.707 +1:54.267
91.	108	SVIDERSKIS Rokas LITHUANIA	10089197039	LTU	2002	43.114 (84)	0:46.733 (90) 2:22.206 (92)	4:07.374 (93) 4:48.718 (92)	5:28.192 +1:55.752
92.	106	GARGASAS Karolis LITHUANIA	10115696025	LTU	1995	34.989 (93)	0:50.689 (95) 2:26.294 (94)	3:21.025 (91) 4:13.826 (90)	5:34.225 +2:01.785
	53	DUNNE Ronan IRELAND	10017006104	IRL	2002	-	0:40.401 (11) 2:01.307 (68)	-	DNF
	94	DANKANIC Filip CZECH REPUBLIC	10047328102	CZE	2001	-	0:46.379 (89) 2:44.989 (95)	-	DNF
	96	LEHMANN Janis SWITZERLAND	10010012303	SUI	1998	-	0:42.368 (59) 8:01.161 (96)	-	DNF
	114	EKE ARMIEN Karl Alejandro PANAMA	10077898761	PAN	1997	0.038 (94)	0:48.524 (92) -	-	DNF
	115	VAN DER VELDEN Wout BELGIUM	10025918380	BEL	2000	44.353 (80)	0:45.502 (87) 2:08.494 (86)	2:51.572 (84) -	DNF
	83	MCMASTER Cullen SOUTH AFRICA	10011196006	RSA	1999	-	-	-	DNS

Entries / Nations	Finished	DNF	DSQ	DNS	Weather	Temperature	Distance	Average
98 / 31	92	5	0	1	Sunny	23°C	2.100km	35.587km/h

Legend:
DNF Did Not Finish **DNS** Did Not Start **DSQ** Disqualified **NAT** Nation **YOB** Year of birth **In** Intermediate **n** **P** Protected

SUN 29 AUG 2021

Start Time: 12:50

DOWNHILL FINAL

Women Elite

Individual Results

Rank	Nr	Name / UCI MTB Team	UCI ID	NAT	YOB	Speed	1 / 12	13 / 14	Time
1.	P 2	NICOLE Myriam FRANCE	10004535237	FRA	1990	46.585 (1)	0:44.073 (1) 2:04.334 (1)	2:48.095 (1) 3:27.265 (1)	4:06.243 +0.000
2.	P 4	CABIROU Marine FRANCE	10009563069	FRA	1997	45.570 (3)	0:45.794 (6) 2:07.996 (3)	2:50.691 (3) 3:31.735 (2)	4:11.070 +4.827
3.	P 1	BALANCHE Camille SWITZERLAND	10016567984	SUI	1990	45.315 (4)	0:45.910 (8) 2:08.100 (4)	2:52.955 (4) 3:33.472 (3)	4:12.342 +6.099
4.	P 3	HRASTNIK Monika SLOVENIA	10017602955	SLO	1994	42.772 (9)	0:45.873 (7) 2:10.156 (8)	2:56.028 (7) 3:36.916 (4)	4:15.328 +9.085
5.	P 6	SEAGRAVE Tahnee GREAT BRITAIN	10007414016	GBR	1995	46.585 (1)	0:44.615 (2) 2:08.266 (5)	2:55.575 (5) 3:37.189 (5)	4:16.024 +9.781
6.	P 5	FARINA Eleonora ITALY	10010007855	ITA	1990	41.672 (13)	0:45.729 (5) 2:08.955 (6)	2:56.732 (8) 3:37.296 (6)	4:16.212 +9.969
7.	P 8	JOHNSET Mille NORWAY	10020727264	NOR	2001	42.408 (10)	0:46.012 (9) 2:10.441 (9)	2:55.839 (6) 3:37.641 (7)	4:16.307 +10.064
8.	13	BLEWITT Jessica NEW ZEALAND	10088307366	NZL	2002	44.022 (5)	0:46.687 (12) 2:12.100 (10)	2:58.045 (9) 3:39.257 (8)	4:17.916 +11.673
9.	11	WIDMANN Veronika ITALY	10007423312	ITA	1993	43.754 (6)	0:45.672 (4) 2:09.577 (7)	2:59.565 (10) 3:40.898 (9)	4:19.693 +13.450
10.	P 14	SIEGENTHALER Emilee SWITZERLAND	10004167243	SUI	1986	43.432 (8)	0:47.063 (13) 2:13.437 (11)	3:01.457 (11) 3:45.598 (10)	4:25.714 +19.471
11.	7	HOFFMANN Nina GERMANY	10015887065	GER	1996	42.325 (11)	0:46.365 (10) 2:18.012 (14)	3:04.582 (13) 3:46.415 (11)	4:26.636 +20.393
12.	P 9	HOLL Valentina AUSTRIA	10035131663	AUT	2001	41.592 (14)	0:44.847 (3) 2:05.228 (2)	2:49.904 (2) 3:48.108 (13)	4:28.822 +22.579
13.	26	NEWKIRK Anna UNITED STATES OF AMERICA	10034793173	USA	2001	41.065 (15)	0:47.868 (15) 2:15.609 (12)	3:02.492 (12) 3:46.888 (12)	4:29.796 +23.553
14.	P 12	BERNARD Mathilde FRANCE	10025432370	FRA	2000	43.519 (7)	0:48.590 (16) 2:19.307 (15)	3:09.073 (15) 3:53.160 (14)	4:35.084 +28.841
15.	30	RONNING Frida Helena NORWAY	10008084326	NOR	1995	38.756 (20)	0:47.563 (14) 2:17.761 (13)	3:08.367 (14) 3:54.700 (15)	4:37.792 +31.549
16.	17	FISHER Stacey GREAT BRITAIN	10086738592	GBR	1993	40.652 (16)	0:48.889 (18) 2:21.040 (16)	3:11.427 (16) 3:57.069 (16)	4:40.005 +33.762
17.	34	HOGIE Abigail UNITED STATES OF AMERICA	10054388890	USA	1998	41.779 (12)	0:49.917 (21) 2:22.365 (17)	3:12.388 (17) 3:59.061 (17)	4:40.431 +34.188
18.	33	PAGEAU Rachel CANADA	10008178595	CAN	1995	39.512 (18)	0:49.117 (19) 2:22.639 (18)	3:16.030 (18) 4:02.824 (18)	4:46.756 +40.513
19.	24	WELZEL Justine GERMANY	10097394751	GER	1997	37.029 (24)	0:52.046 (28) 2:27.693 (24)	3:17.896 (20) 4:04.569 (19)	4:49.486 +43.243
20.	36	IJURKO Ainhoa SPAIN	10048305374	ESP	2001	38.849 (19)	0:50.557 (25) 2:27.693 (25)	3:22.947 (24) 4:10.850 (21)	4:53.603 +47.360
21.	18	NESSL Marlena AUSTRIA	10052572465	AUT	2001	38.389 (22)	0:50.282 (22) 2:26.723 (22)	3:22.066 (23) 4:11.650 (22)	4:55.617 +49.374
22.	31	TORREGROSA SANCHO Telma SPAIN	10015879688	ESP	1993	34.560 (27)	0:49.236 (20) 2:24.621 (20)	3:18.836 (21) 4:10.705 (20)	4:56.418 +50.175
23.	32	MCHUGH Jennifer CANADA	10064072120	CAN	1995	35.980 (25)	0:50.390 (24) 2:25.439 (21)	3:21.553 (22) 4:13.640 (23)	4:58.892 +52.649
24.	20	RICHTER Raphaela GERMANY	10009659766	GER	1997	37.177 (23)	0:52.428 (29) 2:32.102 (27)	3:26.997 (26) 4:15.494 (24)	4:59.942 +53.699
25.	21	SALAZAR Mariana EL SALVADOR	10007687838	ESA	1994	38.663 (21)	0:46.681 (11) 2:26.790 (23)	3:33.965 (27) 4:23.896 (25)	5:08.617 +1:02.374
26.	29	THIES Sabine SOUTH AFRICA	10060489180	RSA	2002	32.977 (28)	0:51.301 (26) 2:37.710 (28)	3:35.585 (28) 4:30.422 (26)	5:16.237 +1:09.994
27.	10	PARTON Mikayla GREAT BRITAIN	10018614078	GBR	1997	40.475 (17)	0:51.810 (27) 2:28.887 (26)	3:23.934 (25) 4:41.095 (27)	5:26.605 +1:20.362
	23	HAYDEN Mazie UNITED STATES OF AMERICA	10049970542	USA	2000	35.526 (26)	0:48.733 (17) 2:22.724 (19)	3:16.045 (19) -	DNF
	27	SHARP Katherine GREAT BRITAIN	10018014395	GBR	1994	-	0:50.386 (23) -	- -	DNF
	15	DELEST Agnes FRANCE	10006981455	FRA	1993	-	-	-	DNS
	19	HORVAT Spela SLOVENIA	10007478074	SLO	1993	-	-	-	DNS
	25	SKELTON Kailey UNITED STATES OF AMERICA	10096785974	USA	2000	-	-	-	DNS

Entries / Nations	Finished	DNF	DSQ	DNS	Weather	Temperature	Distance	Average
32 / 14	27	2	0	3	Mostly cloudy	21°C	2.100km	30.701km/h

SUN 29 AUG 2021
Start Time: 12:50

DOWNHILL FINAL
Women Elite

Individual Results

Legend:

DNF Did Not Finish **DNS** Did Not Start **DSQ** Disqualified **NAT** Nation **YOB** Year of birth **In** Intermediate *n*

MAIN PARTNERS



OFFICIAL PARTNERS



FRI 27 AUG 2021

Start Time: 11:45

DOWNHILL QUALIFICATION

Women Elite

Individual Results

Rank	Nr	Name / UCI MTB Team	UCI ID	NAT	YOB	Speed	I1 / I2	I3 / I4	Time
1.	P 9	HOLL Valentina AUSTRIA	10035131663	AUT	2001	42.298 (7)	0:44.675 (1) 2:05.667 (1)	2:49.890 (1) 3:31.120 (2)	4:10.696 +0.000
2.	P 2	NICOLE Myriam FRANCE	10004535237	FRA	1990	44.475 (3)	0:45.183 (2) 2:06.301 (2)	2:51.000 (2) 3:30.441 (1)	4:11.775 +1.079
3.	P 1	BALANCHE Camille SWITZERLAND	10016567984	SUI	1990	43.666 (4)	0:45.675 (4) 2:07.655 (3)	2:51.737 (3) 3:32.749 (3)	4:12.840 +2.144
4.	P 5	FARINA Eleonora ITALY	10010007855	ITA	1990	39.877 (18)	0:45.518 (3) 2:11.081 (4)	2:55.108 (4) 3:35.323 (4)	4:15.301 +4.605
5.	P 3	HRASTNIK Monika SLOVENIA	10017602955	SLO	1994	42.105 (9)	0:46.663 (7) 2:11.953 (5)	2:57.718 (5) 3:38.804 (5)	4:18.563 +7.867
6.	11	WIDMANN Veronika ITALY	10007423312	ITA	1993	44.844 (2)	0:46.373 (5) 2:12.830 (6)	2:58.080 (6) 3:39.322 (6)	4:19.038 +8.342
7.	P 4	CABIROU Marine FRANCE	10009563069	FRA	1997	45.442 (1)	0:47.148 (9) 2:14.441 (8)	2:58.741 (7) 3:39.730 (7)	4:21.180 +10.484
8.	13	BLEWITT Jessica NEW ZEALAND	10088307366	NZL	2002	41.888 (10)	0:46.398 (6) 2:13.726 (7)	3:00.543 (8) 3:42.754 (8)	4:22.611 +11.915
9.	P 8	JOHNSET Mille NORWAY	10020727264	NOR	2001	38.849 (21)	0:46.900 (8) 2:15.029 (9)	3:02.298 (9) 3:46.248 (9)	4:27.128 +16.432
10.	7	HOFFMANN Nina GERMANY	10015887065	GER	1996	42.215 (8)	0:48.687 (14) 2:18.730 (14)	3:07.261 (13) 3:51.296 (12)	4:32.610 +21.914
11.	26	NEWKIRK Anna UNITED STATES OF AMERICA	10034793173	USA	2001	40.858 (13)	0:47.876 (11) 2:17.283 (11)	3:04.279 (10) 3:49.330 (10)	4:32.741 +22.045
12.	P 14	SIEGENTHALER Emilie SWITZERLAND	10004167243	SUI	1986	42.325 (6)	0:47.682 (10) 2:16.514 (10)	3:06.018 (12) 3:51.186 (11)	4:33.984 +23.288
13.	P 12	BERNARD Mathilde FRANCE	10025432370	FRA	2000	38.321 (23)	0:48.711 (15) 2:17.821 (12)	3:08.032 (14) 3:53.379 (13)	4:36.420 +25.724
14.	21	SALAZAR Mariana EL SALVADOR	10007687838	ESA	1994	40.961 (12)	0:47.969 (12) 2:18.793 (15)	3:10.082 (15) 3:56.297 (14)	4:39.181 +28.485
15.	15	DELEST Agnes FRANCE	10006981455	FRA	1993	39.609 (19)	0:49.129 (17) 2:22.367 (18)	3:12.328 (17) 3:57.059 (16)	4:39.611 +28.915
16.	10	PARTON Mikayla GREAT BRITAIN	10018614078	GBR	1997	43.085 (5)	0:50.326 (20) 2:21.471 (16)	3:11.963 (16) 3:56.568 (15)	4:40.074 +29.378
17.	33	PAGEAU Rachel CANADA	10008178595	CAN	1995	39.975 (17)	0:49.914 (18) 2:22.340 (17)	3:14.500 (18) 3:59.883 (17)	4:43.974 +33.278
18.	30	RONNING Frida Helena NORWAY	10008084326	NOR	1995	38.571 (22)	0:49.006 (16) 2:23.819 (19)	3:15.912 (19) 4:03.561 (18)	4:46.738 +36.042
19.	34	HOGIE Abigail UNITED STATES OF AMERICA	10054388890	USA	1998	37.113 (26)	0:51.835 (23) 2:26.632 (20)	3:17.979 (20) 4:06.491 (19)	4:51.278 +40.582
20.	32	MCHUGH Jennifer CANADA	10064072120	CAN	1995	40.858 (13)	0:51.044 (22) 2:26.701 (21)	3:21.884 (22) 4:10.150 (20)	4:54.729 +44.033
21.	20	RICHTER Raphaela GERMANY	10009659766	GER	1997	40.174 (16)	0:54.061 (30) 2:32.249 (27)	3:27.225 (23) 4:17.487 (21)	5:04.192 +53.496
22.	36	IJURKO Ainhoa SPAIN	10048305374	ESP	2001	37.696 (24)	0:52.674 (26) 2:31.112 (25)	3:32.920 (26) 4:21.862 (24)	5:05.562 +54.866
23.	24	WELZEL Justine GERMANY	10097394751	GER	1997	35.008 (29)	0:54.595 (31) 2:38.767 (30)	3:32.111 (25) 4:21.736 (23)	5:07.694 +56.998
24.	17	FISHER Stacey GREAT BRITAIN	10086738592	GBR	1993	40.475 (15)	0:50.320 (19) 2:28.535 (22)	3:21.000 (21) 4:23.449 (25)	5:07.935 +57.239
25.	18	NEISSL Marlina AUSTRIA	10052572465	AUT	2001	39.130 (20)	0:52.979 (28) 2:38.225 (29)	3:34.240 (27) 4:23.686 (26)	5:08.589 +57.893
26.	31	TORREGROSA SANCHO Telma SPAIN	10015879688	ESP	1993	33.385 (31)	0:52.372 (25) 2:31.447 (26)	3:27.865 (24) 4:21.537 (22)	5:10.901 +1:00.205
27.	25	SKELTON Kailey UNITED STATES OF AMERICA	10096785974	USA	2000	41.779 (11)	0:48.425 (13) 2:18.710 (13)	3:05.429 (11) 4:29.823 (28)	5:13.739 +1:03.043
28.	23	HAYDEN Mazie UNITED STATES OF AMERICA	10049970542	USA	2000	35.294 (27)	0:50.617 (21) 2:29.011 (23)	3:36.175 (28) 4:27.972 (27)	5:16.145 +1:05.449
29.	27	SHARP Katherine GREAT BRITAIN	10018014395	GBR	1994	31.610 (32)	0:52.293 (24) 2:31.008 (24)	3:45.707 (31) 4:39.812 (30)	5:30.146 +1:19.450
30.	19	HORVAT Spela SLOVENIA	10007478074	SLO	1993	37.199 (25)	0:52.962 (27) 2:39.021 (31)	3:44.357 (30) 4:55.743 (31)	5:41.190 +1:30.494
31.	29	THIES Sabine SOUTH AFRICA	10060489180	RSA	2002	33.927 (30)	0:55.385 (32) 2:52.694 (32)	3:57.553 (32) 4:56.799 (32)	5:44.070 +1:33.374
	P 6	SEAGRAVE Tahnee GREAT BRITAIN	10007414016	GBR	1995	-	-	-	DNF
	28	DU TOIT Frances SOUTH AFRICA	10009661079	RSA	1997	35.217 (28)	0:52.982 (29) 2:37.474 (28)	3:38.763 (29) 4:36.181 (29)	DNF
	16	CHAPPAZ Lauryne FRANCE	10074179924	FRA	2002	-	-	-	DNS
	35	CHAPPAZ Melanie FRANCE	10011008066	FRA	1999	-	-	-	DNS



FRI 27 AUG 2021

Start Time: 11:45

DOWNHILL QUALIFICATION

Women Elite

Individual Results

Entries / Nations	Finished	DNF	DSQ	DNS	Weather	Temperature	Distance	Average
35 / 14	31	2	0	2	Sunny	23°C	2.100km	30.156km/h

Legend:

DNF Did Not Finish **DNS** Did Not Start **DSQ** Disqualified **NAT** Nation **YOB** Year of birth **In** Intermediate **n** **P** Protected

SUN 29 AUG 2021

Start Time: 09:55

DOWNHILL FINAL

Men Junior

Individual Results

Rank	Nr	Name / UCI MTB Team	UCI ID	NAT	YOB	Speed	I1 / I2	I3 / I4	Time
1.	2	GOLDSTONE Jackson CANADA	10053812449	CAN	2004	51.347 (2)	0:40.321 (6) 1:52.443 (3)	2:29.732 (2) 3:02.525 (1)	3:37.097 +0.000
2.	8	WILLIAMS Jordan GREAT BRITAIN	10083936306	GBR	2004	48.503 (14)	0:40.903 (12) 1:52.165 (2)	2:30.126 (3) 3:03.708 (2)	3:38.909 +1.812
3.	7	STEVENS-MCNAB Lachlan NEW ZEALAND	10110184506	NZL	2004	49.693 (8)	0:40.068 (4) 1:53.635 (8)	2:31.314 (4) 3:06.396 (5)	3:40.657 +3.560
4.	5	CRAIK Ethan GREAT BRITAIN	10083936912	GBR	2003	50.863 (4)	0:40.248 (5) 1:52.857 (5)	2:31.572 (5) 3:06.037 (4)	3:41.945 +4.848
5.	1	O CALLAGHAN Oisín IRELAND	10017486353	IRL	2003	47.265 (18)	0:39.860 (1) 1:51.641 (1)	2:29.707 (1) 3:04.434 (3)	3:43.315 +6.218
6.	13	MACDERMID James NEW ZEALAND	10022172766	NZL	2003	46.619 (24)	0:41.022 (14) 1:53.151 (7)	2:34.026 (8) 3:08.479 (7)	3:44.556 +7.459
7.	6	CAPPELLO Davide ITALY	10032715353	ITA	2004	48.503 (14)	0:40.467 (8) 1:54.724 (9)	2:33.045 (6) 3:08.373 (6)	3:44.969 +7.872
8.	12	JOHNSTON Guy NEW ZEALAND	10023667576	NZL	2003	50.116 (6)	0:41.038 (15) 1:56.296 (11)	2:35.553 (9) 3:10.100 (8)	3:46.075 +8.978
9.	60	HOLGUIN VILLA Sebastian COLOMBIA	10035267059	COL	2004	52.006 (1)	0:41.986 (22) 1:57.466 (17)	2:35.825 (10) 3:10.341 (9)	3:46.707 +9.610
10.	4	REIS Nuno PORTUGAL	10045196627	POR	2003	46.619 (24)	0:41.565 (20) 1:56.647 (12)	2:36.522 (11) 3:11.858 (10)	3:48.587 +11.490
11.	14	BAECHLER Nicolas SWITZERLAND	10077181971	SUI	2003	49.541 (10)	0:42.546 (29) 1:56.710 (13)	2:36.784 (13) 3:13.409 (11)	3:49.360 +12.263
12.	41	MAPLES Dylan UNITED STATES OF AMERICA	10114296696	USA	2003	47.127 (20)	0:42.455 (26) 1:57.830 (19)	2:37.752 (14) 3:13.537 (12)	3:49.813 +12.716
13.	32	PIERCY Jack GREAT BRITAIN	10068688714	GBR	2004	48.795 (13)	0:40.738 (9) 1:56.746 (14)	2:36.746 (12) 3:13.679 (13)	3:50.185 +13.088
14.	29	BRANNEN Ryan GREAT BRITAIN	10061876078	GBR	2003	50.428 (5)	0:42.150 (24) 1:58.443 (20)	2:37.810 (15) 3:14.908 (14)	3:51.387 +14.290
15.	51	GOGUEN Marcus CANADA	10082902042	CAN	2004	49.693 (8)	0:42.772 (30) 1:59.947 (25)	2:39.912 (18) 3:15.842 (15)	3:52.727 +15.630
16.	35	MARTIN Loïc FRANCE	10074524373	FRA	2004	49.091 (11)	0:42.246 (25) 1:56.906 (16)	2:40.347 (20) 3:16.472 (16)	3:52.787 +15.690
17.	10	LUFFMAN Dennis GREAT BRITAIN	10061876381	GBR	2003	46.991 (22)	0:41.352 (17) 2:02.856 (28)	2:42.391 (23) 3:17.665 (19)	3:53.550 +16.453
18.	22	HO Wei Tien CANADA	10115209914	CAN	2004	45.925 (30)	0:43.042 (31) 1:59.031 (22)	2:41.210 (22) 3:17.437 (18)	3:54.013 +16.916
19.	25	GUILLO Tom FRANCE	10080558985	FRA	2003	49.808 (7)	0:42.058 (23) 1:58.703 (21)	2:39.328 (17) 3:16.711 (17)	3:54.607 +17.510
20.	39	DRISCOLL Andrew UNITED STATES OF AMERICA	10096731515	USA	2004	48.071 (16)	0:41.970 (21) 1:59.263 (23)	2:40.634 (21) 3:18.075 (20)	3:56.414 +19.317
21.	17	DAVIS Oliver AUSTRALIA	10110838143	AUS	2004	49.091 (11)	0:41.175 (16) 2:04.605 (35)	2:44.409 (25) 3:19.749 (21)	3:57.966 +20.869
22.	33	SMITH Connor GREAT BRITAIN	10078964347	GBR	2003	46.220 (28)	0:43.113 (32) 2:01.617 (27)	2:45.007 (26) 3:24.066 (22)	4:02.201 +25.104
23.	48	NOVOTNY Robin CZECH REPUBLIC	10047435711	CZE	2004	43.754 (36)	0:43.828 (37) 2:03.289 (30)	2:46.410 (29) 3:25.328 (25)	4:02.471 +25.374
24.	40	LINDSEY Dean UNITED STATES OF AMERICA	10093576688	USA	2004	47.368 (17)	0:43.159 (33) 2:07.311 (39)	2:48.280 (32) 3:25.682 (26)	4:02.814 +25.717
25.	45	SMETS Steffen GERMANY	10090970927	GER	2003	46.220 (28)	0:43.620 (36) 2:04.253 (33)	2:46.089 (28) 3:24.671 (23)	4:03.079 +25.982
26.	64	VANREUSEL Kelian BELGIUM	10117903076	BEL	2003	45.827 (31)	0:43.881 (38) 2:03.908 (32)	2:47.287 (30) 3:25.103 (24)	4:03.250 +26.153
27.	30	BRODIE William GREAT BRITAIN	10061877290	GBR	2004	47.127 (20)	0:42.540 (27) 2:00.786 (26)	2:43.677 (24) 3:27.642 (28)	4:05.617 +28.520
28.	56	ECHARDT KLING Kewin SWEDEN	10119219044	SWE	2004	44.112 (35)	0:44.306 (40) 2:05.447 (36)	2:47.884 (31) 3:28.900 (30)	4:06.312 +29.215
29.	44	SCHLEBES Nico GERMANY	10083464339	GER	2004	39.225 (41)	0:43.273 (34) 2:03.414 (31)	2:46.078 (27) 3:26.882 (27)	4:06.771 +29.674
30.	11	TOPKAROGLU Alexandros GREECE	10064162046	GRE	2003	43.666 (37)	0:43.440 (35) 2:04.307 (34)	2:49.244 (33) 3:28.811 (29)	4:08.227 +31.130
31.	47	CVINGER David CZECH REPUBLIC	10059561620	CZE	2003	45.698 (32)	0:44.397 (41) 2:06.538 (37)	2:50.456 (34) 3:30.706 (31)	4:09.013 +31.916
32.	61	GRASLAUB MIRO Arnau ANDORRA	10050975201	AND	2004	43.432 (38)	0:45.344 (43) 2:11.324 (42)	2:57.430 (35) 3:41.902 (33)	4:22.221 +45.124
33.	55	AUGUSTSSON Daniel SWEDEN	10092902944	SWE	2004	46.991 (22)	0:46.771 (46) 2:11.088 (41)	3:07.256 (40) 3:49.689 (35)	4:29.563 +52.466
34.	24	STROM Christopher FINLAND	10083487274	FIN	2003	46.585 (26)	0:41.460 (19) 1:57.726 (18)	2:38.906 (16) 3:51.269 (36)	4:31.318 +54.221
35.	28	CHOMIST Patrik SLOVAKIA	10046015568	SVK	2003	42.660 (39)	0:45.871 (44) 2:10.160 (40)	3:03.703 (37) 3:46.695 (34)	4:42.947 +1:05.850
36.	53	LUSENBERG Kenth ESTONIA	10095978046	EST	2003	41.353 (40)	0:47.680 (48) 2:16.934 (45)	3:04.649 (39) 4:02.551 (38)	4:44.827 +1:07.730


SUN 29 AUG 2021

Start Time: 09:55

DOWNHILL FINAL

Men Junior

Individual Results

Rank	Nr	Name / UCI MTB Team	UCI ID	NAT	YOB	Speed	I1 / I2	I3 / I4	Time
37.	3	MENOYO BUSQUETS Pau SPAIN	10079233725	ESP	2003	44.597 (34)	0:40.015 (3) 2:06.832 (38)	3:04.128 (38) 3:53.750 (37)	4:46.119 +1:09.022
38.	36	MASSEGLIA Lorenzo FRANCE	10069356293	FRA	2004	33.180 (43)	0:42.543 (28) 1:59.395 (24)	3:27.203 (41) 4:09.633 (39)	4:49.901 +1:12.804
39.	20	JEWETT Jakob CANADA	10061612663	CAN	2003	47.265 (18)	0:40.386 (7) 1:52.858 (6)	3:42.221 (43) 4:18.913 (40)	4:57.321 +1:20.224
40.	19	WILLIAMS Preston GREAT BRITAIN	10088217743	GBR	2003	27.967 (46)	0:40.816 (11) 1:52.581 (4)	2:39.933 (19) 3:38.988 (32)	5:02.174 +1:25.077
41.	54	MOLDVAI Andras HUNGARY	10093925484	HUN	2003	32.910 (45)	0:52.006 (49) 2:35.584 (46)	3:31.459 (42) 4:23.142 (41)	5:09.094 +1:31.997
42.	38	RIEGER Lorenz AUSTRIA	10105835670	AUT	2003	38.503 (42)	0:47.482 (47) 2:16.239 (44)	4:19.564 (44) 5:04.279 (42)	5:47.238 +2:10.141
43.	23	HOFMANN Noah AUSTRIA	10108310685	AUT	2003	51.347 (2)	0:41.424 (18) 4:51.022 (47)	5:32.393 (46) 6:10.288 (43)	6:50.333 +3:13.236
44.	59	GAZZOLA Guglielmo ITALY	10052951573	ITA	2004	33.163 (44)	0:44.115 (39) 2:03.017 (29)	5:45.096 (47) 6:33.545 (44)	7:16.742 +3:39.645
45.	63	WAYMAN Alex NEW ZEALAND	10109819138	NZL	2004	45.698 (32)	0:40.776 (10) 1:56.784 (15)	4:50.093 (45) 6:56.339 (45)	7:37.197 +4:00.100
	16	MEIER-SMITH Remy AUSTRALIA	10049212427	AUS	2004	46.585 (26)	0:39.936 (2) 5:03.260 (48)	- -	DNF
	21	FRANCOZ Alix FRANCE	10068762169	FRA	2004		0:40.950 (13) 1:54.997 (10)	2:33.661 (7) -	DNF
	27	SKRYPNEK Coen CANADA	10055624228	CAN	2004		- -	- -	DNF
	46	FILIPIC Mel SLOVENIA	10107467900	SLO	2003		0:45.889 (45) 2:11.764 (43)	2:59.514 (36) -	DNF
	57	JOHANSSON JONES Gustaf SWEDEN	10112510583	SWE	2003		0:45.272 (42) -	- -	DNF
	15	LEMIRE Tristan CANADA	10062265189	CAN	2004		- -	- -	DSQ
	42	MICHA Jakob GERMANY	10104098865	GER	2003		- -	- -	DNS
	52	STINSON Cole CANADA	10076793971	CAN	2004		- -	- -	DNS

Entries / Nations	Finished	DNF	DSQ	DNS	Weather	Temperature	Distance	Average
53 / 24	45	5	1	2	Cloudy	20°C	2.100km	34.823km/h

Legend:

 DNF Did Not Finish DNS Did Not Start DSQ Disqualified NAT Nation YOB Year of birth In Intermediate *n*


FRI 27 AUG 2021
Start Time: 10:50
DOWNHILL QUALIFICATION
Men Junior

Individual Results

Rank	Nr	Name / UCI MTB Team	UCI ID	NAT	YOB	Speed	I1 / I2	I3 / I4	Time
1.	1	O CALLAGHAN Oisín IRELAND	10017486353	IRL	2003	51.024 (5)	0:41.143 (3) 1:53.643 (1)	2:31.245 (1) 3:04.788 (1)	3:40.207 +0.000
2.	2	GOLDSTONE Jackson CANADA	10053812449	CAN	2004	52.683 (2)	0:41.123 (2) 1:54.737 (3)	2:33.256 (2) 3:06.553 (2)	3:41.535 +1.328
3.	6	CAPPELLO Davide ITALY	10032715353	ITA	2004	49.541 (10)	0:41.489 (5) 1:56.336 (10)	2:33.493 (3) 3:07.743 (3)	3:44.162 +3.955
4.	10	LUFFMAN Dennis GREAT BRITAIN	10061876381	GBR	2003	48.250 (17)	0:41.728 (8) 1:55.400 (6)	2:34.744 (8) 3:09.091 (4)	3:44.937 +4.730
5.	23	HOFMANN Noah AUSTRIA	10108310685	AUT	2003	48.358 (16)	0:41.757 (9) 1:55.269 (5)	2:34.370 (5) 3:09.116 (5)	3:45.325 +5.118
6.	15	LEMIRE Tristan CANADA	10062265189	CAN	2004	49.353 (11)	0:41.854 (10) 1:55.550 (7)	2:34.476 (6) 3:09.327 (7)	3:45.344 +5.137
7.	8	WILLIAMS Jordan GREAT BRITAIN	10083936306	GBR	2004	51.675 (3)	0:41.991 (14) 1:56.350 (11)	2:34.593 (7) 3:09.343 (8)	3:45.653 +5.446
8.	20	JEWETT Jakob CANADA	10061612663	CAN	2003	48.214 (18)	0:41.609 (7) 1:56.160 (9)	2:35.210 (9) 3:09.230 (6)	3:46.048 +5.841
9.	19	WILLIAMS Preston GREAT BRITAIN	10088217743	GBR	2003	47.265 (21)	0:41.523 (6) 1:56.570 (12)	2:35.902 (10) 3:11.168 (10)	3:47.318 +7.111
10.	16	MEIER-SMITH Remy AUSTRALIA	10049212427	AUS	2004	48.107 (19)	0:42.846 (17) 1:57.623 (14)	2:36.315 (11) 3:11.162 (9)	3:47.941 +7.734
11.	21	FRANCOZ Alix FRANCE	10068762169	FRA	2004	46.720 (26)	0:43.117 (21) 1:58.605 (17)	2:37.582 (13) 3:11.965 (11)	3:48.474 +8.267
12.	12	JOHNSTON Guy NEW ZEALAND	10023667576	NZL	2003	47.127 (22)	0:41.939 (13) 1:56.782 (13)	2:36.974 (12) 3:12.490 (12)	3:48.948 +8.741
13.	4	REIS Nuno PORTUGAL	10045196627	POR	2003	46.991 (25)	0:43.145 (23) 1:58.461 (16)	2:38.489 (17) 3:12.742 (13)	3:49.662 +9.455
14.	22	HO Wei Tien CANADA	10115209914	CAN	2004	48.503 (14)	0:43.022 (19) 1:58.721 (18)	2:38.163 (16) 3:13.588 (14)	3:50.973 +10.766
15.	27	SKRYPNEK Coen CANADA	10055624228	CAN	2004	48.071 (20)	0:43.380 (27) 1:59.384 (20)	2:39.111 (18) 3:14.572 (16)	3:51.483 +11.276
16.	51	GOGUEN Marcus CANADA	10082902042	CAN	2004	45.827 (29)	0:43.666 (31) 1:59.478 (21)	2:39.853 (19) 3:15.588 (18)	3:54.273 +14.066
17.	41	MAPLES Dylan UNITED STATES OF AMERICA	10114296696	USA	2003	45.346 (32)	0:42.524 (16) 2:00.052 (24)	2:40.423 (21) 3:17.251 (20)	3:54.389 +14.182
18.	3	MENOYO BUSQUETS Pau SPAIN	10079233725	ESP	2003	46.720 (26)	0:40.837 (1) 1:54.680 (2)	2:37.950 (15) 3:14.622 (17)	3:54.416 +14.209
19.	5	CRAIK Ethan GREAT BRITAIN	10083936912	GBR	2003	47.127 (22)	0:41.889 (11) 1:54.842 (4)	2:40.709 (22) 3:16.846 (19)	3:54.543 +14.336
20.	63	WAYMAN Alex NEW ZEALAND	10109819138	NZL	2004	49.808 (8)	0:43.472 (28) 1:59.894 (23)	2:41.827 (23) 3:18.276 (21)	3:56.352 +16.145
21.	32	PIERCY Jack GREAT BRITAIN	10068688714	GBR	2004	53.158 (1)	0:41.915 (12) 1:59.072 (19)	2:40.165 (20) 3:18.743 (22)	3:57.479 +17.272
22.	17	DAVIS Oliver AUSTRALIA	10110838143	AUS	2004	45.315 (33)	0:42.304 (15) 1:58.297 (15)	2:37.824 (14) 3:13.894 (15)	3:58.239 +18.032
23.	14	BAECHLER Nicolas SWITZERLAND	10077181971	SUI	2003	45.315 (33)	0:43.921 (32) 2:01.300 (27)	2:42.808 (25) 3:20.906 (25)	3:58.454 +18.247
24.	25	GUILLO Tom FRANCE	10080558985	FRA	2003	49.655 (9)	0:43.109 (20) 2:01.094 (26)	2:42.199 (24) 3:19.574 (23)	3:58.490 +18.283
25.	60	HOLGUIN VILLA Sebastian COLOMBIA	10035267059	COL	2004	50.116 (7)	0:45.387 (40) 2:03.981 (33)	2:43.496 (28) 3:19.899 (24)	3:58.701 +18.494
26.	45	SMETS Steffen GERMANY	10090970927	GER	2003	48.943 (12)	0:44.301 (33) 2:03.801 (32)	2:45.504 (32) 3:22.605 (27)	4:00.868 +20.661
27.	39	DRISCOLL Andrew UNITED STATES OF AMERICA	10096731515	USA	2004	48.503 (14)	0:42.946 (18) 2:02.555 (30)	2:44.762 (31) 3:22.094 (26)	4:01.611 +21.404
28.	40	LINDSEY Dean UNITED STATES OF AMERICA	10093576688	USA	2004	45.315 (33)	0:44.363 (34) 2:04.164 (34)	2:44.703 (30) 3:23.754 (28)	4:02.466 +22.259
29.	52	STINSON Cole CANADA	10076793971	CAN	2004	46.619 (28)	0:45.821 (43) 2:06.028 (36)	2:46.442 (33) 3:24.466 (29)	4:02.846 +22.639
30.	11	TOPKAROGLU Alexandros GREECE	10064162046	GRE	2003	42.886 (43)	0:44.565 (35) 2:04.804 (35)	2:46.769 (34) 3:24.933 (30)	4:04.079 +23.872
31.	30	BRODIE William GREAT BRITAIN	10061877290	GBR	2004	51.225 (4)	0:43.324 (26) 2:01.918 (28)	2:49.363 (36) 3:27.570 (33)	4:04.834 +24.627
32.	33	SMITH Connor GREAT BRITAIN	10078964347	GBR	2003	45.698 (30)	0:45.026 (37) 2:06.140 (37)	2:48.374 (35) 3:26.386 (31)	4:05.149 +24.942
33.	7	STEVENS-MCNAB Lachlan NEW ZEALAND	10110184506	NZL	2004	43.666 (42)	0:41.375 (4) 1:55.719 (8)	2:34.172 (4) 3:29.696 (35)	4:06.494 +26.287
34.	48	NOVOTNY Robin CZECH REPUBLIC	10047435711	CZE	2004	43.992 (41)	0:44.652 (36) 2:07.562 (38)	2:51.199 (37) 3:29.992 (36)	4:07.919 +27.712
35.	64	VANREUSEL Kelian BELGIUM	10117903076	BEL	2003	45.570 (31)	0:46.248 (48) 2:09.072 (41)	2:52.419 (41) 3:29.408 (34)	4:07.944 +27.737
36.	35	MARTIN Loïc FRANCE	10074524373	FRA	2004	50.903 (6)	0:45.175 (38) 2:03.515 (31)	2:54.933 (43) 3:30.425 (39)	4:08.950 +28.743

FRI 27 AUG 2021

Start Time: 10:50

DOWNHILL QUALIFICATION

Men Junior

Individual Results

Rank	Nr	Name / UCI MTB Team	UCI ID	NAT	YOB	Speed	I1 / I2	I3 / I4	Time
37.	28	CHOMIST Patrik SLOVAKIA	10046015568	SVK	2003	44.597 (37)	0:45.934 (44) 2:08.684 (39)	2:51.391 (38) 3:30.406 (37)	4:09.818 +29.611
38.	57	JOHANSSON JONES Gustaf SWEDEN	10112510583	SWE	2003	44.353 (39)	0:45.692 (42) 2:08.997 (40)	2:52.364 (40) 3:31.329 (40)	4:10.119 +29.912
39.	59	GAZZOLA Guglielmo ITALY	10052951573	ITA	2004	47.127 (22)	0:46.128 (46) 2:09.167 (42)	2:52.249 (39) 3:30.417 (38)	4:10.793 +30.586
40.	29	BRANNEN Ryan GREAT BRITAIN	10061876078	GBR	2003	38.411 (46)	0:43.316 (25) 2:00.852 (25)	2:44.438 (29) 3:26.566 (32)	4:14.154 +33.947
41.	55	AUGUSTSSON Daniel SWEDEN	10092902944	SWE	2004	44.720 (36)	0:46.829 (49) 2:10.345 (43)	2:53.735 (42) 3:34.364 (42)	4:17.217 +37.010
42.	13	MACDERMID James NEW ZEALAND	10022172766	NZL	2003	29.111 (52)	0:43.620 (30) 1:59.831 (22)	2:43.218 (26) 3:32.355 (41)	4:17.380 +37.173
43.	47	CVINGER David CZECH REPUBLIC	10059561620	CZE	2003	44.597 (37)	0:46.010 (45) 2:13.564 (45)	2:58.857 (45) 3:39.768 (43)	4:20.546 +40.339
44.	42	MICHA Jakob GERMANY	10104098865	GER	2003	44.262 (40)	0:45.562 (41) 2:12.991 (44)	3:02.327 (46) 3:42.827 (44)	4:22.805 +42.598
45.	56	ECHARDT KLING Kewin SWEDEN	10119219044	SWE	2004	48.649 (13)	0:43.571 (29) 2:02.504 (29)	2:43.387 (27) 3:47.477 (46)	4:26.826 +46.619
46.	24	STROM Christopher FINLAND	10083487274	FIN	2003	34.690 (49)	0:43.133 (22) 2:14.863 (46)	2:58.148 (44) 3:47.383 (45)	4:29.029 +48.822
47.	46	FILIPIC Mel SLOVENIA	10107467900	SLO	2003	37.961 (47)	0:48.806 (52) 2:21.032 (47)	3:07.962 (47) 3:54.009 (47)	4:37.897 +57.690
48.	44	SCHLEBES Nico GERMANY	10083464339	GER	2004	42.215 (44)	0:45.308 (39) 2:27.195 (50)	3:15.125 (48) 3:57.031 (48)	4:39.568 +59.361
49.	53	LUSENBERG Kenth ESTONIA	10095978046	EST	2003	40.755 (45)	0:48.668 (51) 2:25.887 (49)	3:19.480 (49) 4:06.902 (49)	4:50.122 +1:09.915
50.	54	MOLDVAI Andras HUNGARY	10093925484	HUN	2003	33.785 (50)	0:54.881 (53) 2:46.178 (52)	3:43.674 (50) 4:37.417 (50)	5:25.492 +1:45.285
51.	38	RIEGER Lorenz AUSTRIA	10105835670	AUT	2003	36.528 (48)	0:47.030 (50) 3:11.929 (53)	3:57.858 (52) 4:42.921 (51)	5:27.434 +1:47.227
52.	61	GRASLAUB MIRO Arnau ANDORRA	10050975201	AND	2004	28.903 (53)	0:46.219 (47) 2:45.747 (51)	3:49.755 (51) 4:45.036 (52)	5:30.865 +1:50.658
53.	36	MASSEGLIA Lorenzo FRANCE	10069356293	FRA	2004	32.994 (51)	0:43.203 (24) 2:22.941 (48)	4:12.164 (53) 5:18.230 (53)	6:14.360 +2:34.153
62		VERMEULEN Martin SOUTH AFRICA	10119412539	RSA	2003	-	-	-	DNF
18		KIEFER Luis GERMANY	10080393984	GER	2003	-	-	-	DNS
26		OBERHOFER Maximilian AUSTRIA	10096265208	AUT	2003	-	-	-	DNS
43		RACH Jan GERMANY	10075493767	GER	2003	-	-	-	DNS

Entries / Nations	Finished	DNF	DSQ	DNS	Weather	Temperature	Distance	Average
57 / 25	53	1	0	3	Sunny	23°C	2.100km	34.331km/h

Legend:
DNF Did Not Finish **DNS** Did Not Start **DSQ** Disqualified **NAT** Nation **YOB** Year of birth **In** Intermediate **n**


SUN 29 AUG 2021

Start Time: 09:25

DOWNHILL FINAL

Women Junior

Individual Results

Rank	Nr	Name / UCI MTB Team	UCI ID	NAT	YOB	Speed	I1 / I2	I3 / I4	Time
1.	2	YANKOVA Izabela BULGARIA	10064376961	BUL	2004	37.263 (8)	0:47.023 (1)	3:05.457 (1) 3:49.757 (1)	4:30.865 +0.000
2.	12	HAUGOM Kine NORWAY	10020356644	NOR	2004	39.488 (4)	0:50.207 (9)	3:13.543 (3) 3:59.535 (2)	4:41.709 +10.844
3.	15	HEMSTREET Gracey CANADA	10094351072	CAN	2004	42.408 (1)	0:49.315 (5)	3:16.569 (6) 4:02.916 (3)	4:44.110 +13.245
4.	14	KUCHYNKOVA Simonka SLOVAKIA	10081090970	SVK	2004	33.980 (13)	0:48.766 (4)	3:16.879 (7) 4:03.160 (5)	4:46.018 +15.153
5.	10	DA MOCOONO Delia SWITZERLAND	10034794991	SUI	2004	37.263 (8)	0:50.503 (11)	3:16.210 (4) 4:03.128 (4)	4:46.377 +15.512
6.	3	PIERRINI Leona FRANCE	10073233970	FRA	2003	38.756 (5)	0:50.626 (12)	3:18.239 (8) 4:05.243 (6)	4:47.472 +16.607
7.	8	ERICKSON Ella UNITED STATES OF AMERICA	10058315774	USA	2003	40.755 (3)	0:49.946 (8)	3:16.462 (5) 4:05.532 (7)	4:48.546 +17.681
8.	6	GONZALEZ GRIMAU Aina SPAIN	10043623005	ESP	2003	42.215 (2)	0:47.469 (2)	3:10.738 (2) 4:07.031 (8)	4:50.463 +19.598
9.	7	VAN DER VELDEN Siel BELGIUM	10056714062	BEL	2003	37.349 (7)	0:48.081 (3)	3:18.241 (9) 4:10.409 (9)	4:54.130 +23.265
10.	11	LAN Emmy CANADA	10054283002	CAN	2004	36.693 (10)	0:50.440 (10)	3:27.729 (10) 4:18.280 (10)	5:02.107 +31.242
11.	4	GUTOEHRLE Sophie AUSTRIA	10094937924	AUT	2003	37.631 (6)	0:49.602 (6)	3:29.345 (11) 4:27.282 (12)	5:10.390 +39.525
12.	16	BOUCHER Lily CANADA	10082914570	CAN	2004	36.221 (11)	0:52.243 (13)	3:30.384 (12) 4:19.173 (11)	5:13.362 +42.497
13.	13	ARTZ Emma UNITED STATES OF AMERICA	10117760206	USA	2004	35.449 (12)	0:54.408 (15)	3:48.185 (13) 4:49.955 (13)	5:36.270 +1:05.405
14.	17	BRUNEAU Vanessa CANADA	10096583385	CAN	2004	32.727 (14)	0:53.244 (14)	3:53.994 (14) 4:50.892 (14)	5:39.074 +1:08.209
	9	CLAVEL Vicky FRANCE	10071506764	FRA	2004		0:49.791 (7)	-	DNF

Entries / Nations	Finished	DNF	DSQ	DNS	Weather	Temperature	Distance	Average
15 / 10	14	1	0	0	Sunny	20°C	2.100km	27.911km/h

Legend:
DNF Did Not Finish **DNS** Did Not Start **DSQ** Disqualified **NAT** Nation **YOB** Year of birth **In** Intermediate **n**



FRI 27 AUG 2021

Start Time: 10:30

DOWNHILL QUALIFICATION

Women Junior

Individual Results

Rank	Nr	Name / UCI MTB Team	UCI ID	NAT	YOB	Speed	I1 / I2	I3 / I4	Time
1.	2	YANKOVA Izabela BULGARIA	10064376961	BUL	2004	38.230 (8)	0:48.720 (2) 2:19.278 (1)	3:10.298 (1) 3:55.950 (1)	4:38.260 +0.000
2.	15	HEMSTREET Gracey CANADA	10094351072	CAN	2004	38.849 (5)	0:48.985 (3) 2:23.703 (4)	3:16.512 (4) 4:02.414 (3)	4:44.818 +6.558
3.	4	GUTOEHRLE Sophie AUSTRIA	10094937924	AUT	2003	37.370 (11)	0:50.657 (6) 2:25.079 (6)	3:17.020 (5) 4:03.755 (4)	4:46.991 +8.731
4.	3	PIERRINI Leona FRANCE	10073233970	FRA	2003	39.877 (2)	0:50.899 (8) 2:28.036 (8)	3:20.001 (6) 4:07.079 (5)	4:51.569 +13.309
5.	9	CLAVEL Vicky FRANCE	10071506764	FRA	2004	38.756 (6)	0:51.666 (10) 2:29.154 (9)	3:20.400 (7) 4:08.783 (6)	4:53.562 +15.302
6.	12	HAUGOM Kine NORWAY	10020356644	NOR	2004	39.392 (3)	0:50.613 (5) 2:26.980 (7)	3:21.574 (8) 4:10.249 (7)	4:54.712 +16.452
7.	10	DA MOCOONO Delia SWITZERLAND	10034794991	SUI	2004	38.594 (7)	0:48.667 (1) 2:22.597 (3)	3:24.987 (11) 4:11.292 (8)	4:54.950 +16.690
8.	7	VAN DER VELDEN Siel BELGIUM	10056714062	BEL	2003	37.370 (11)	0:49.610 (4) 2:21.633 (2)	3:14.797 (3) 4:13.118 (10)	4:57.924 +19.664
9.	11	LAN Emmy CANADA	10054283002	CAN	2004	37.961 (9)	0:51.687 (11) 2:29.706 (11)	3:24.472 (9) 4:12.956 (9)	4:58.044 +19.784
10.	8	ERICKSON Ella UNITED STATES OF AMERICA	10058315774	USA	2003	40.551 (1)	0:51.744 (12) 2:29.345 (10)	3:24.525 (10) 4:13.931 (11)	4:59.128 +20.868
11.	6	GONZALEZ GRIMAU Aina SPAIN	10043623005	ESP	2003	37.457 (10)	0:51.462 (9) 2:34.993 (12)	3:32.817 (12) 4:24.177 (12)	5:09.049 +30.789
12.	13	ARTZ Emma UNITED STATES OF AMERICA	10117760206	USA	2004	37.199 (13)	0:53.297 (13) 2:46.652 (15)	3:42.965 (13) 4:35.519 (13)	5:21.083 +42.823
13.	16	BOUCHER Lily CANADA	10082914570	CAN	2004	33.437 (14)	0:56.270 (15) 2:45.816 (13)	3:43.570 (14) 4:40.242 (14)	5:26.462 +48.202
14.	17	BRUNEAU Vanessa CANADA	10096583385	CAN	2004	32.843 (15)	0:55.832 (14) 2:46.265 (14)	3:51.839 (15) 4:51.531 (15)	5:41.388 +1:03.128
15.	14	KUCHYNKOVA Simonka SLOVAKIA	10081090970	SVK	2004	39.225 (4)	0:50.792 (7) 2:23.929 (5)	3:13.093 (2) 4:00.663 (2)	6:05.989 +1:27.729
	5	GALE Phoebe GREAT BRITAIN	10083936609	GBR	2004		-	-	DNS

Entries / Nations	Finished	DNF	DSQ	DNS	Weather	Temperature	Distance	Average
16 / 11	15	0	0	1	Sunny	20°C	2.100km	27.169km/h

Legend:
DNF Did Not Finish **DNS** Did Not Start **DSQ** Disqualified **NAT** Nation **YOB** Year of birth **In** Intermediate **n**


CROSS-COUNTRY SHORT TRACK

Val Di Sole (ITA) - 26 AUG 2021

Results

Final

Men Elite

8 Laps - Distance: 7.60 km

Rank	N°	Name	UCI ID	National Team	YOB	Time	Gap
1	18	BLEVINS Christopher	10010130319	UNITED STATES OF AMERICA	1998	19:30	+0:00
2	2	AVANCINI Henrique	10005558383	BRAZIL	1989	19:32	+0:02
3	10	BRANDL Maximilian	10009586513	GERMANY	1997	19:32	+0:02
4	3	CINK Ondrej	10006456342	CZECH REPUBLIC	1990	19:33	+0:03
5	7	HATHERLY Alan	10008833751	SOUTH AFRICA	1996	19:35	+0:05
6	30	BLUMS Martins	10008119890	LATVIA	1995	19:47	+0:17
7	21	SCHUERMANS Jens	10007338133	BELGIUM	1993	19:51	+0:21
8	15	COLOMBO Filippo	10009586210	SWITZERLAND	1997	19:51	+0:21
9	31	BERTOLINI Gioele	10007946102	ITALY	1995	19:53	+0:23
10	13	BRAIDOT Daniele	10006444723	ITALY	1991	19:54	+0:24
11	56	GAZE Samuel	10008611560	NEW ZEALAND	1995	19:58	+0:28
12	5	MAROTTE Maxime	10003393566	FRANCE	1986	19:59	+0:29
13	8	COOPER Anton	10007693191	NEW ZEALAND	1994	20:11	+0:41
14	12	COLLEDANI Nadir	10007946001	ITALY	1995	20:12	+0:42
15	29	DUBAU Joshua	10008749582	FRANCE	1996	20:14	+0:44
16	48	DISERA Quinton	10009821232	CANADA	1998	20:21	+0:51
17	22	DISERA Peter	10008178393	CANADA	1995	20:21	+0:51
18	4	KERSCHBAUMER Gerhard	10006446137	ITALY	1991	20:22	+0:52
19	54	SCHEHL Niklas	10009979159	GERMANY	1998	20:22	+0:52
20	35	OLIVER Ben	10008814149	NEW ZEALAND	1996	20:31	+1:01
21	58	BEERS Matthew	10010019878	SOUTH AFRICA	1994	20:32	+1:02
22	23	HARING Martin	10005540195	SLOVAKIA	1986	20:34	+1:04
23	16	CARSTENSEN Sebastian Fini	10008129590	DENMARK	1995	20:42	+1:12
24	53	VROUWENVELDER Luke	10008862245	UNITED STATES OF AMERICA	1995	20:44	+1:14
25	49	DAVOUST Stephan	10010038369	UNITED STATES OF AMERICA	1995	20:44	+1:14
26	26	SKARNITZL Jan	10003279691	CZECH REPUBLIC	1986	20:44	+1:14
27	42	KONIAIEV Oleksandr	10087695660	UKRAINE	1996	20:50	+1:20
28	57	ORSCHER Tyler	10010826392	CANADA	1998	20:52	+1:22
29	51	DELICH PARDO Nicolas	10010127083	CHILE	1997	20:56	+1:26
30	37	TITARENKO Dmytro	10006764722	UKRAINE	1990	20:57	+1:27
31	17	WAWAK Bartlomiej	10007312366	POLAND	1993	21:02	+1:32
32	50	FORTIER Marc Andre	10008815058	CANADA	1996	21:07	+1:37
33	52	BASTOS GALINSKI Ulan	10015899900	BRAZIL	1998	21:11	+1:41
34	24	HAEGSTAD Erik	10008875379	NORWAY	1996	-1LAP	
35	39	ULIK Matej	10009336737	SLOVAKIA	1997	-2LAP	
36	27	FOIDL Maximilian	10008079979	AUSTRIA	1995	-2LAP	
37	20	ULLOA AREVALO Jose Gerardo	10008865881	MEXICO	1996	-3LAP	
	64	COCUZZI Luiz Henrique	10007494545	BRAZIL	1993	DNF4	
	19	FUMIC Manuel	10002455700	GERMANY	1982	DNS	
	41	LINDBERG Jonas	10009413630	DENMARK	1997	DNS	

Finished	Lapped	DNF	DSQ	DNS	Weather	Temperature	Avg Speed
33	4	1		2	Cloudy	20°C	23.385 Km/h

Finish Judge	President of Commissaires' Panel LUIK Ulf (GER)
--------------	---

Legend:	-n Lap Lapped with n laps remaining	DNF Did Not Finish (abandoned in lap n)	DNS Did Not Start
----------------	--	--	--------------------------

CROSS-COUNTRY SHORT TRACK

Val Di Sole (ITA) - 24 AUG 2021

Results

Qualifying Heat 1

Men Elite

8 Laps - Distance: 7.60 km

Rank	N°	Name	UCI ID	National Team	YOB	Time	Gap
1	7	HATHERLY Alan	10008833751	SOUTH AFRICA	1996	19:47	+0:00 Q
2	15	COLOMBO Filippo	10009586210	SWITZERLAND	1997	19:51	+0:04 Q
3	17	WAWAK Bartłomiej	10007312366	POLAND	1993	19:52	+0:05 Q
4	3	CINK Ondrej	10006456342	CZECH REPUBLIC	1990	19:54	+0:07 Q
5	5	MAROTTE Maxime	10003393566	FRANCE	1986	20:01	+0:14 Q
6	21	SCHUERMANS Jens	10007338133	BELGIUM	1993	20:05	+0:18 Q
7	41	LINDBERG Jonas	10009413630	DENMARK	1997	20:10	+0:23 Q
8	29	DUBAU Joshua	10008749582	FRANCE	1996	20:25	+0:38 Q
9	13	BRAIDOT Daniele	10006444723	ITALY	1991	20:32	+0:45 Q
10	31	BERTOLINI Gioele	10007946102	ITALY	1995	20:33	+0:46 Q
11	35	OLIVER Ben	10008814149	NEW ZEALAND	1996	20:36	+0:49 Q
12	19	FUMIC Manuel	10002455700	GERMANY	1982	20:48	+1:01 Q
13	27	FOIDL Maximilian	10008079979	AUSTRIA	1995	20:57	+1:10 Q
14	53	VROUWENVELDER Luke	10008862245	UNITED STATES OF AMERICA	1995	21:01	+1:14 Q
15	51	DELICH PARDO Nicolas	10010127083	CHILE	1997	21:03	+1:16 Q
16	23	HARING Martin	10005540195	SLOVAKIA	1986	21:04	+1:17 Q
17	37	TITARENKO Dmytro	10006764722	UKRAINE	1990	21:06	+1:19 Q
18	57	ORSCHER Tyler	10010826392	CANADA	1998	21:06	+1:19 Q
19	49	DAVOUST Stephan	10010038369	UNITED STATES OF AMERICA	1995	21:22	+1:35 Q
20	39	ULIK Matej	10009336737	SLOVAKIA	1997	21:44	+1:57 Q
21	44	MIRANDA MALDONADO Sebastian	10008095137	CHILE	1992	-2LAP	
22	25	GOTARDELO MULLER Guilherme	10009023105	BRAZIL	1993	-3LAP	
23	61	AVILES GANGAS Pedro	10052918736	CHILE	1994	-3LAP	
63		COCUZZI Juliano	10009585196	BRAZIL	1996	DNF3	
55		AGOSTINELLI Alessio	10011133459	ITALY	1997	DNF2	
9		GRIOT Thomas	10008081801	FRANCE	1994	DNS	

Finish Judge

President of Commissaires' Panel
LUIK Ulf (GER)

Legend:

-n Lap Lapped with n laps remaining

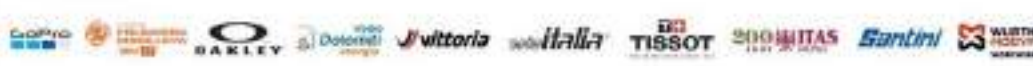
DNF_n Did Not Finish (abandoned in lap n)

DNS Did Not Start

MAIN PARTNERS



OFFICIAL PARTNERS



CROSS-COUNTRY SHORT TRACK

Val Di Sole (ITA) - 24 AUG 2021

Results

Qualifying Heat 2

Men Elite

8 Laps - Distance: 7.60 km

Rank	N°	Name	UCI ID	National Team	YOB	Time	Gap
1	8	COOPER Anton	10007693191	NEW ZEALAND	1994	20:17	+0:00 Q
2	2	AVANCINI Henrique	10005558383	BRAZIL	1989	20:19	+0:02 Q
3	18	BLEVINS Christopher	10010130319	UNITED STATES OF AMERICA	1998	20:19	+0:02 Q
4	16	CARSTENSEN Sebastian Fini	10008129590	DENMARK	1995	20:20	+0:03 Q
5	30	BLUMS Martins	10008119890	LATVIA	1995	20:21	+0:04 Q
6	10	BRANDL Maximilian	10009586513	GERMANY	1997	20:23	+0:06 Q
7	12	COLLEDANI Nadir	10007946001	ITALY	1995	20:28	+0:11 Q
8	54	SCHEHL Niklas	10009979159	GERMANY	1998	20:30	+0:13 Q
9	64	COCUZZI Luiz Henrique	10007494545	BRAZIL	1993	20:38	+0:21 Q
10	20	ULLOA AREVALO Jose Gerardo	10008865881	MEXICO	1996	20:38	+0:21 Q
11	56	GAZE Samuel	10008611560	NEW ZEALAND	1995	20:39	+0:22 Q
12	48	DISERA Quinton	10009821232	CANADA	1998	20:45	+0:28 Q
13	24	HAEGSTAD Erik	10008875379	NORWAY	1996	20:46	+0:29 Q
14	22	DISERA Peter	10008178393	CANADA	1995	20:46	+0:29 Q
15	50	FORTIER Marc Andre	10008815058	CANADA	1996	20:46	+0:29 Q
16	26	SKARNITZL Jan	10003279691	CZECH REPUBLIC	1986	20:49	+0:32 Q
17	4	KERSCHBAUMER Gerhard	10006446137	ITALY	1991	20:59	+0:42 Q
18	42	KONIAIEV Oleksandr	10087695660	UKRAINE	1996	21:03	+0:46 Q
19	52	BASTOS GALINSKI Ulan	10015899900	BRAZIL	1998	21:07	+0:50 Q
20	58	BEERS Matthew	10010019878	SOUTH AFRICA	1994	21:07	+0:50 Q
21	38	NAGLIC Rok	10009079180	SLOVENIA	1996	21:39	+1:22
22	36	du TOIT Arno	10007494444	SOUTH AFRICA	1993	21:55	+1:38
23	46	de REZENDE JUNIOR Edson Gilmar	10009584388	BRAZIL	1997	-1LAP	
24	62	ADAOS ALVAREZ Franco Nicolas	10008141314	CHILE	1995	-2LAP	
	34	FINCHAM Sean	10010126982	CANADA	1998	DNF7	
	28	VASTL Jan	10007995410	CZECH REPUBLIC	1995	DNF2	
	60	FARIAS DIAZ Patricio	10006950032	CHILE	1990	DNS	

Finish Judge

President of Commissaires' Panel
LUIK Ulf (GER)

Legend:

-n Lap Lapped with n laps remaining

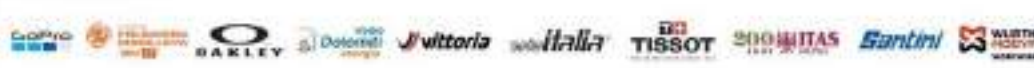
DNF_n Did Not Finish (abandoned in lap n)

DNS Did Not Start

MAIN PARTNERS



OFFICIAL PARTNERS



CROSS-COUNTRY SHORT TRACK

Val Di Sole (ITA) - 26 AUG 2021

Results

Final

Women Elite

7 Laps - Distance: 6.65 km

Rank	N°	Name	UCI ID	National Team	YOB	Time	Gap
1	5	FREI Sina	10009354521	SWITZERLAND	1997	20:11	+0:00
2	10	RICHARDS Evie	10009659665	GREAT BRITAIN	1997	20:11	+0:00
3	1	FERRAND PREVOT Pauline	10006629831	FRANCE	1992	20:12	+0:01
4	12	INDERGAND Linda	10007333382	SWITZERLAND	1993	20:13	+0:02
5	3	NEFF Jolanda	10007094118	SWITZERLAND	1993	20:22	+0:11
6	2	McCONNELL Rebecca	10075237729	AUSTRALIA	1991	20:28	+0:17
7	31	POPOVA Iryna	10006877785	UKRAINE	1991	20:37	+0:26
8	9	RISSVEDS Jenny	10007709864	SWEDEN	1994	20:48	+0:37
9	28	SEIWALD Greta	10009549430	ITALY	1997	20:52	+0:41
10	18	KELLER Alessandra	10008717654	SWITZERLAND	1996	20:53	+0:42
11	17	LILL Candice	10006797256	SOUTH AFRICA	1992	20:54	+0:43
12	6	LECHNER Eva	10003279085	ITALY	1985	21:00	+0:49
13	8	LOIV Janika	10010871559	ESTONIA	1989	21:03	+0:52
14	20	LAST Annie	10005621435	GREAT BRITAIN	1990	21:09	+0:58
15	11	BATTEN Haley	10010130521	UNITED STATES OF AMERICA	1998	21:12	+1:01
16	13	CABELICKA Jitka	10006049043	CZECH REPUBLIC	1990	21:19	+1:08
17	40	URBAN Kelsey	10010130420	UNITED STATES OF AMERICA	1998	21:22	+1:11
18	22	FORCHINI Ramona	10007661162	SWITZERLAND	1994	21:23	+1:12
19	38	ARSENEAULT Laurie	10009589442	CANADA	1997	21:27	+1:16
20	14	STRAUSS Mariske	10006449773	SOUTH AFRICA	1991	21:29	+1:18
21	35	GUSTAFZZON Linn	10008674814	SWEDEN	1994	21:30	+1:19
22	33	ILINA Kristina	10009838814	RUSSIAN CYCLING FEDERATION	1998	21:32	+1:21
23	37	FINCHAMP Hannah	10009349265	UNITED STATES OF AMERICA	1995	21:36	+1:25
24	29	RIEDER Nadine	10006335090	GERMANY	1989	21:37	+1:26
25	41	HAEBERLIN Steffi	10106744339	SWITZERLAND	1997	21:41	+1:30
26	25	WALTER Sandra	10004295868	CANADA	1980	21:42	+1:31
27	15	BRANDAU Elisabeth	10002924229	GERMANY	1985	21:54	+1:43
28	39	KIRSANOVA Viktoria	10010129410	RUSSIAN CYCLING FEDERATION	1998	22:18	+2:07
29	27	KESEG STEVKOVA Janka	10004201801	SLOVAKIA	1976	-2LAP	
30	21	SMITH Haley	10007852132	CANADA	1993	-2LAP	
31	32	CZECZINKAROVA Jana	10009338151	CZECH REPUBLIC	1997	-2LAP	
32	30	SOARES CANDIDO Leticia Jaqueline	10007476559	BRAZIL	1991	-3LAP	
33	42	MORENO CAMUS Maria Trinidad	10051905286	CHILE	1993	-3LAP	
	34	ALVARADO Ceylin del Carmen	10009857305	NETHERLANDS	1998	DNF2	
	26	TEOCCHI Chiara	10008817280	ITALY	1996	DNF2	
	4	COURTNEY Kate	10008148889	UNITED STATES OF AMERICA	1995	DNS	
	16	DAVISON Lea	10003588374	UNITED STATES OF AMERICA	1983	DNS	
	19	KOLLER Nicole	10009354420	SWITZERLAND	1997	DNS	
	24	GERAULT Lena	10008055529	FRANCE	1995	DNS	

Finished	Lapped	DNF	DSQ	DNS	Weather	Temperature	Avg Speed
28	5	2		4	Cloudy	21°C	19.769 Km/h

Finish Judge	President of Commissaires' Panel LUIK Ulf (GER)
--------------	---

Legend:

-n Lap Lapped with n laps remaining **DNF_n** Did Not Finish (abandoned in lap n) **DNS** Did Not Start

FRI 27 AUG 2021

Start Time: 20:45

4X

Men Elite

Individual Results

Pos	Nr	UCI ID	Name	YOB	NAT	Team	IRM
1.	3	10004177549	SLAVIK Tomas	1987	CZE	CZECH REPUBLIC	
2.	2	10006818070	LORON Adrien	1992	FRA	FRANCE	
3.	5	10006414209	SLAVIK Hannes	1989	AUT	AUSTRIA	
4.	4	10014979309	SCIORTINO Martti	1998	ITA	ITALY	
5.	7	10006277395	FANTONI Giacomo	1991	ITA	ITALY	
6.	1	10009904084	NEVRKLA Mikulas	1998	CZE	CZECH REPUBLIC	
7.	14	10054416374	EMMRICH Erik	2001	GER	GERMANY	
8.	9	10006786142	ANDRE Sylvain	1992	FRA	FRANCE	
9.	10	10029873758	GARGAGLIA Giacomo	2000	ITA	ITALY	
10.	11	10013911905	HUDSON Connor	1996	GBR	GREAT BRITAIN	
11.	21	10009441417	BERGINC Luka	1997	SLO	SLOVENIA	
12.	25	10003640413	EVANS William	1984	GBR	GREAT BRITAIN	
13.	6	10007606905	ROTNIK Urban	1991	SLO	SLOVENIA	
14.	13	10056657377	GARCIN Johan	2002	FRA	FRANCE	
15.	16	10006012465	CRISTOFOLI Roberto	1990	ITA	ITALY	
16.	18	10009843965	HEAP Elliott	1998	GBR	GREAT BRITAIN	
17.	15	10008551946	DADELA Gustaw	1995	POL	POLAND	
18.	17	10007714817	LAST Benedikt	1994	GER	GERMANY	
19.	24	10015882924	MIHALJEVIC Nikolas	1996	GER	GERMANY	
20.	26	10009264692	KAUFMANN Ingo	1995	GER	GERMANY	
21.	27	10006123613	BROZIK Tomas	1987	CZE	CZECH REPUBLIC	
22.	28	10094956112	DUC Michael	2002	SUI	SWITZERLAND	
23.	29	10015165225	WAGSTAFF Daniel	1994	GBR	GREAT BRITAIN	
24.	30	10054036357	ROJAS OSORIO Ian	1996	CHI	CHILE	
25.	8	10023453065	WILLIMANN Samuel	2001	SUI	SWITZERLAND	
26.	12	10101420251	HUDSON Zac	2003	GBR	GREAT BRITAIN	
27.	19	10017639331	JEZ Tim	1996	SLO	SLOVENIA	
28.	20	10022735063	VAN BURGSTEDEN Bo	2002	NED	NETHERLANDS	
29.	22	10003373661	BEAUMONT Scott	1978	GBR	GREAT BRITAIN	
30.	23	10030890844	HAPPACHER Mattia	2001	ITA	ITALY	
31.	31	10009041188	DOLFIN Stefano	1995	ITA	ITALY	
32.	32	10008897106	STEFANIUK Marcin	1992	POL	POLAND	

Legend:

DNF Did Not Finish DNS Did Not Start DSQ Disqualified NAT Nation YOB Year of birth



FRI 27 AUG 2021

Start Time: 20:45

4X

Women Elite

Individual Results

Pos	Nr	UCI ID	Name	YOB	NAT	Team	IRM
1.	6	10046333446	HAJKOVA Michaela	2002	CZE	CZECH REPUBLIC	
2.	1	10025432370	BERNARD Mathilde	2000	FRA	FRANCE	
3.	4	10092485440	ROJAS Anna Sara	1996	BOL	BOLIVIA	
4.	2	10009659766	RICHTER Raphaela	1997	GER	GERMANY	
5.	3	10023855819	MCFALL Josie	1998	GBR	GREAT BRITAIN	
6.	8	10119737891	STOIBER Kristina	1995	GER	GERMANY	
7.	7	10060869605	KUCHLING Maxi	2001	GER	GERMANY	
8.	5	10006981455	DELEST Agnes	1993	FRA	FRANCE	

Legend:

DNF Did Not Finish DNS Did Not Start DSQ Disqualified NAT Nation YOB Year of birth

