



22/09/2019

CROSS COUNTRY MARATHON

Results
Men Elite

Rank	Bib	Name	UCI ID	Nation	YOB	Time
1.	10	PAEZ LEON Hector Leonardo	100 040 223 49	COLOMBIA	1982	4:17:58
2.	59	HYNEK Kristian	100 033 972 06	CZECH REPUBLIC	1980	+0:00:26
3.	8	PORRO Samuele	100 058 945 50	ITALY	1988	+0:01:13
4.	77	MEDVEDEV Alexey	100 028 384 44	RUSSIAN FEDERATION	1983	+0:03:18
5.	41	VALERO SERRANO David	100 085 942 81	SPAIN	1988	+0:03:31
6.	5	RAGNOLI Juri	100 057 806 75	ITALY	1988	+0:03:59
7.	25	STOSEK Martin	100 076 496 44	CZECH REPUBLIC	1994	+0:04:18
8.	102	FLUECKIGER Lukas	100 036 590 05	SWITZERLAND	1984	+0:05:11
9.	12	SEEWALD Andreas	100 100 196 76	GERMANY	1991	+0:05:50
10.	28	ILIAS Periklis	100 037 757 08	GREECE	1986	+0:06:27
11.	13	ARIAS CUERVO Diego Alfonso	100 072 391 13	COLOMBIA	1988	+0:07:23
12.	39	CINK Ondrej	100 064 563 42	CZECH REPUBLIC	1990	+0:08:36
13.	62	HEM Ole	100 073 302 51	NORWAY	1992	+0:08:37
14.	2	HUBER Urs	100 037 685 33	SWITZERLAND	1985	+0:09:45
15.	38	FLUECKIGER Mathias	100 033 442 58	SWITZERLAND	1988	+0:09:51
16.	64	SOUTH Casey	100 095 485 21	SWITZERLAND	1997	+0:10:07
17.	17	BEUKES Matthys	100 046 841 71	SOUTH AFRICA	1987	+0:10:27
18.	29	LAKATA Alban	100 038 569 44	AUSTRIA	1979	+0:10:55
19.	45	LONGO Tony	100 038 897 81	ITALY	1984	+0:10:59
20.	19	FERREIRA Tiago	100 058 004 79	PORTUGAL	1988	+0:11:10
21.	6	CLAES Frans	100 064 746 31	BELGIUM	1983	+0:13:25
22.	18	PLATT Karl	100 023 621 34	GERMANY	1978	+0:14:55
23.	84	BILLI Jacopo	100 081 314 12	ITALY	1994	+0:16:54
24.	34	FREY Martin	100 077 061 27	GERMANY	1994	+0:17:15
25.	177	MUIZNIEKS Oskars	100 096 629 01	LATVIA	1989	+0:17:18
26.	50	KAUFMANN Markus	100 537 006 95	GERMANY	1981	+0:17:22
27.	31	THOMAS Ben	100 065 300 03	GREAT BRITAIN	1988	+0:17:40
28.	26	OLSSON Michael	100 074 545 33	SWEDEN	1986	+0:18:18
29.	103	RAUCHFUSS Marek	100 069 123 43	CZECH REPUBLIC	1990	+0:18:38
30.	54	BUYS Philip	100 058 812 14	SOUTH AFRICA	1988	+0:18:56
31.	57	SCHELBI Julian	100 068 059 46	GERMANY	1992	+0:19:02
32.	60	STUTZMANN Marc	100 069 061 78	SWITZERLAND	1991	+0:20:33
33.	15	PRUUS Peeter	100 069 966 13	ESTONIA	1989	+0:21:24
34.	52	ULMAN Matous	100 058 724 23	CZECH REPUBLIC	1984	+0:21:32
35.	116	MOSER Andreas	100 029 610 09	SWITZERLAND	1984	+0:22:01
36.	63	MARTI Jeremias	100 094 486 89	SWITZERLAND	1990	+0:23:05
37.	22	SCHNELLER Simon	100 095 552 88	GERMANY	1997	+0:23:24
38.	172	MILTIADIS Andreas	100 106 643 24	CYPRUS	1996	+0:23:50
39.	23	STIEBJAHN Simon	100 064 479 55	GERMANY	1990	+0:24:52
40.	73	MORCILLO VERGARA Enrique	100 081 635 42	SPAIN	1990	+0:24:53
41.	46	CASAGRANDE Michele	100 035 320 93	ITALY	1984	+0:25:40
42.	33	TURCAT Emeric	100 090 266 40	FRANCE	1987	+0:25:58
43.	168	VASTL Jan	100 079 954 10	CZECH REPUBLIC	1995	+0:26:55
44.	170	ADEL Filip	100 056 187 08	CZECH REPUBLIC	1990	+0:27:03
45.	14	ALBERTI Matthias	100 059 273 87	GERMANY	1988	+0:27:15
46.	124	BEELI Andrin	100 080 511 82	SWITZERLAND	1995	+0:27:27
47.	3	CARABIN Sebastien	100 053 459 93	BELGIUM	1989	+0:28:13
48.	150	ROUDIL CORTINAT Axel	100 111 838 78	FRANCE	1999	+0:28:33
49.	9	VISNOVSKY Tomas	100 088 215 26	SLOVAKIA	1993	+0:29:14
50.	176	HARTMANN Jakob	100 088 157 65	GERMANY	1995	+0:31:18
51.	51	ZURBRUGG Oliver	100 086 221 69	SWITZERLAND	1988	+0:31:23
52.	49	BARBEN Emilien	100 066 324 57	SWITZERLAND	1991	+0:32:24
53.	21	RAPILLARD Arnaud	100 086 220 68	SWITZERLAND	1987	+0:32:29
54.	173	JUSTESEN Benjamin	100 044 908 78	DENMARK	1979	+0:32:41
55.	37	KLEIBER Andreas	100 074 107 80	GERMANY	1990	+0:32:54
56.	69	TURELUREN Arne	100 095 217 44	BELGIUM	1994	+0:33:33
57.	95	WEFING Lomas Oscar	100 457 882 26	GREAT BRITAIN	1998	+0:33:37
58.	87	HANDL Philip	100 095 538 74	AUSTRIA	1996	+0:34:01

22/09/2019 16:55

 UCI Secretary
TOSI Fulvia (ITA)

www.uci.org

 President of the Commissaires Panel
DROLET Michael (CAN)

1/4



22/09/2019

CROSS COUNTRY MARATHON

Results
Men Elite

Rank	Bib	Name	UCI ID	Nation	YOB	Time
59.	48	GUERRA CARRETERO Francesc	100 058 469 59	SPAIN	1989	+0:34:25
60.	70	BAKKER Erwin	100 840 083 47	NETHERLANDS	1979	+0:35:49
61.	11	NISSEN Soren	100 026 442 42	LUXEMBOURG	1984	+0:36:01
62.	181	GUERRERO BONILLA Pablo	100 074 199 75	SPAIN	1992	+0:36:10
63.	43	DE POORTERE EMELIEN Joseph	100 256 876 04	FRANCE	1993	+0:36:54
64.	72	GROSLAMBERT Remi	100 105 930 87	FRANCE	1996	+0:36:56
65.	27	BILLAUD Pierre	100 107 549 57	FRANCE	1995	+0:37:10
66.	4	BECKING Hans	100 034 591 43	NETHERLANDS	1986	+0:37:34
67.	162	GRAF Silas	100 150 281 12	GERMANY	1998	+0:38:40
68.	122	JAYNE Sebastian	100 078 343 48	AUSTRALIA	1993	+0:39:05
69.	40	SARROU Jordan	100 068 044 31	FRANCE	1992	+0:39:46
70.	42	DIAS Jose	100 079 312 47	PORTUGAL	1994	+0:39:58
71.	36	SCHOGGL David	100 058 797 96	AUSTRIA	1985	+0:40:31
72.	158	RUIJTER Teus	100 148 508 82	NETHERLANDS	1998	+0:40:42
73.	166	GESSLER Simon	100 106 356 28	GERMANY	1995	+0:42:02
74.	152	BREUER Sebastian	100 105 824 78	GERMANY	1989	+0:42:04
75.	97	KLAEY Andy	100 119 065 30	SWITZERLAND	1991	+0:42:10
76.	142	VAN DER WERF Rob	100 053 825 71	NETHERLANDS	1983	+0:42:51
77.	68	BUCHOT Jonas	100 046 373 88	FRANCE	1984	+0:42:55
78.	85	STUMPF Julian	100 518 043 47	GERMANY	1988	+0:43:00
79.	35	SCHWAIGER Dominik	100 163 243 73	GERMANY	1992	+0:43:20
80.	96	APPEL Stijn	100 147 023 52	NETHERLANDS	1996	+0:43:34
81.	141	EISENBARTH Pirmin	100 111 225 47	GERMANY	1995	+0:44:01
82.	127	VAZ David	100 062 248 55	PORTUGAL	1982	+0:44:09
83.	171	WILD Alex	100 490 484 36	UNITED STATES OF AMERICA	1992	+0:46:10
84.	140	KAMPELMULLER Michael	100 598 264 49	AUSTRIA	1997	+0:46:41
85.	61	VAN BOXSTAEL Stijn	100 057 719 85	BELGIUM	1986	+0:48:20
86.	139	LHOMME Leo	100 087 222 03	SWITZERLAND	1996	+0:49:13
87.	175	OMARSSON Ingvar	100 109 571 42	ICELAND	1989	+0:50:33
88.	98	HAUSER Paul	100 361 899 73	GERMANY	1998	+0:50:34
89.	123	MOTTIEZ Gilles	100 098 687 22	SWITZERLAND	1997	+0:51:04
90.	145	COUSIN Julien	100 148 299 67	FRANCE	1997	+0:51:43
91.	75	ANDERLE Florian	100 485 699 04	GERMANY	1997	+0:52:25
92.	74	SELL Niklas	100 157 704 63	GERMANY	1996	+0:52:38
93.	136	THIE Florian	100 069 057 74	SWITZERLAND	1989	+0:53:24
94.	82	MARTINS LEMES Bruno	100 098 398 24	BRAZIL	1996	+0:53:59
95.	115	STADLER Alexander	100 351 468 21	AUSTRIA	1996	+0:54:10
96.	126	BEUKERS Roy	100 076 463 11	NETHERLANDS	1994	+0:54:21
97.	100	STARKER Sascha	100 097 745 50	GERMANY	1989	+0:54:24
98.	131	HUYGEN Tijts	100 128 237 84	BELGIUM	1994	+0:55:23
99.	135	BRYAND Alexandre	100 165 588 90	SWITZERLAND	1987	+0:55:27
100.	106	RANKER Niclas	100 162 465 71	GERMANY	1996	+0:56:35
101.	99	COLIN Maxime	100 109 423 88	FRANCE	1993	+0:56:51
102.	121	VAN DEN BERGH Matthias	100 652 610 75	BELGIUM	1992	+0:58:25
103.	101	CHARNAY Theo	100 095 869 17	FRANCE	1993	+0:58:35
104.	71	KIENINGER Caleb	100 802 838 50	GERMANY	1993	+0:58:45
105.	111	REINIGER Lars	100 154 194 45	GERMANY	1996	+0:58:56
106.	133	HORCHLER Adrian Heinz Willi	100 365 998 01	GERMANY	1996	+1:00:44
107.	149	CELIE Nathan	100 276 197 22	FRANCE	1999	+1:02:05
108.	114	LESOIN Lucas	100 141 939 12	FRANCE	1998	+1:02:16
109.	167	GARRY ROJAS Felipe Rodrigo	100 078 835 55	CHILE	1994	+1:02:28
110.	79	SEIDEL David	100 108 665 09	GERMANY	1989	+1:02:54
111.	159	WAGNER Sebastian	100 517 881 79	GERMANY	1989	+1:03:01
112.	155	BRAUN Stefan	100 123 935 50	GERMANY	1991	+1:03:13
113.	138	ROSSETTI Camille	100 945 619 47	SWITZERLAND	1988	+1:03:36
114.	125	MONTOYA CANTILLO Paolo Cesar	100 039 657 65	COSTA RICA	1985	+1:04:08
115.	156	EPPING Hendrik	100 153 711 47	GERMANY	1996	+1:06:06
116.	119	REMY Cedric	100 155 417 07	SWITZERLAND	1988	+1:06:15

22/09/2019 16:55

 UCI Secretary
TOSI Fulvia (ITA)

www.uci.org

 President of the Commissaires Panel
DROLET Michael (CAN)

2/4



22/09/2019

CROSS COUNTRY MARATHON

Results
Men Elite

Rank	Bib	Name	UCI ID	Nation	YOB	Time
117.	147	BRANDLI Simon	100 817 445 10	SWITZERLAND	1990	+1:06:16
118.	89	ZELLER Hugo	100 256 040 41	FRANCE	1995	+1:06:21
119.	129	DE BRUIN Wim	100 232 582 57	NETHERLANDS	1997	+1:07:00
120.	120	GEIMECKE Sebastian	100 064 397 70	GERMANY	1987	+1:07:19
121.	91	NISHIYAMA Yasuaki	100 134 603 48	JAPAN	1994	+1:07:42
122.	67	SCHUEHMACHER Cyril	100 256 709 31	FRANCE	1992	+1:07:59
123.	108	SCHWINDLING Sascha	100 069 703 41	GERMANY	1983	+1:09:24
124.	163	BRAGAGIA Fabien	100 075 780 07	FRANCE	1987	+1:10:13
125.	104	FIGUEROA GARCIA Ernesto	100 147 831 84	MEXICO	1996	+1:11:20
126.	144	FEICHTEGGER Martin	100 091 281 85	AUSTRIA	1978	+1:11:47
127.	66	SAONIT Maxime	100 487 630 92	FRANCE	1989	+1:12:51
128.	88	DELAET Julien	100 100 907 11	BELGIUM	1986	+1:12:51
129.	184	CERON Martin	100 534 569 83	BOLIVIA	2000	+1:13:43
130.	178	ALITIS Uldis	100 034 141 78	LATVIA	1983	+1:14:21
131.	107	MEISER Philip	100 112 177 29	GERMANY	1992	+1:14:31
132.	134	KOLB Constantin	100 133 902 26	GERMANY	1993	+1:14:38
133.	182	WINDHAM Tyla	100 960 071 46	AUSTRALIA	1993	+1:14:41
134.	80	VANDEN HAESVELDE Rob	100 094 448 51	BELGIUM	1996	+1:15:21
135.	160	COLONVAL Adrien	100 100 027 04	BELGIUM	1989	+1:15:30
136.	92	KLOTZLI Micha	100 584 365 21	SWITZERLAND	1999	+1:16:52
137.	169	MAKAE Tumelo	100 095 793 38	LESOTHO	1996	+1:18:08
138.	165	VAN LOON Juul	100 044 579 40	NETHERLANDS	1983	+1:18:20
139.	76	MONNIER Fabien	100 505 826 52	SWITZERLAND	1984	+1:18:35
140.	157	MEIER Jordan	100 148 021 80	FRANCE	1996	+1:18:50
141.	112	ROTHE Phillipp	100 120 660 73	GERMANY	1984	+1:19:27
142.	164	LOMMERS Marcel	100 065 329 32	NETHERLANDS	1989	+1:19:45
143.	180	PERRY Bryson	100 040 454 86	UNITED STATES OF AMERICA	1979	+1:20:12
144.	174	SPESCHA Ursin	100 098 805 43	SWITZERLAND	1998	+1:21:08
145.	78	MIGEON Sebastien	100 234 749 90	FRANCE	1992	+1:22:54
146.	148	BUCKEN Felix	100 869 666 45	GERMANY	1987	+1:24:00
147.	153	GERSTMAYER David	100 162 196 93	GERMANY	1996	+1:24:43
148.	58	ALVAREZ ICAZA RAMIREZ Nicolas	100 162 012 06	MEXICO	1993	+1:26:03
149.	146	CHAVES DE SOUSA Wenner	100 632 224 59	BRAZIL	1985	+1:26:47
150.	93	KADOTA Motoshi	100 038 059 19	JAPAN	1976	+1:27:12
151.	110	REVAUX Valentin	100 098 526 55	FRANCE	1991	+1:29:28
152.	83	SEBONA Phillimon	100 178 436 37	SOUTH AFRICA	1992	+1:30:21
153.	151	BARANDUN Fadri	100 617 975 69	SWITZERLAND	1997	+1:36:04
154.	65	HUYSENTRUYT Bram	100 613 639 01	BELGIUM	1993	+1:42:40
155.	183	MAY Ben	100 609 509 42	AUSTRALIA	1982	+1:51:32
156.	185	MORRIS Justin	100 086 329 80	AUSTRALIA	1986	+2:03:12
157.	128	BEHR Julien	100 147 565 12	FRANCE	1984	+2:24:16
	56	MENSI Daniele	100 057 805 74	ITALY	1988	DNF
	55	FERRARO Damiano	100 077 196 65	ITALY	1986	DNF
	47	CHENAUX Adrien	100 067 064 21	SWITZERLAND	1991	DNF
	44	LATOURTE Maxime	100 148 018 77	FRANCE	1994	DNF
	32	RABENSTEINER Fabian	100 069 673 11	ITALY	1990	DNF
	30	GEISMAYR Daniel	100 059 159 70	AUSTRIA	1989	DNF
	24	STAUFFER Hansueli	100 041 981 61	SWITZERLAND	1987	DNF
	16	BOU MARTIN Roberto	100 099 237 87	SPAIN	1993	DNF
	7	WEBER Sascha	100 033 561 80	GERMANY	1988	DNF
	179	GRIFFITHS Joe	100 094 188 82	GREAT BRITAIN	1995	DNF
	161	TAHTI Toni	100 079 036 62	FINLAND	1993	DNF
	154	MARROU Eric	100 136 222 18	FRANCE	1979	DNF
	143	FANGER Martin	100 036 434 43	SWITZERLAND	1988	DNF
	137	DORN Vinzent	100 101 044 51	GERMANY	1998	DNF
	132	HORSTMANN Christian	100 037 638 83	GERMANY	1980	DNF
	130	BETTINGER Matthias	100 034 705 60	GERMANY	1984	DNF
	118	NIELSEN Simon	100 149 836 52	DENMARK	1980	DNF

22/09/2019 16:55

 UCI Secretary
TOSI Fulvia (ITA)

www.uci.org

 President of the Commissaires Panel
DROLET Michael (CAN)








3/4



22/09/2019

CROSS COUNTRY MARATHON

Results
Men Elite

Rank	Bib	Name	UCI ID	Nation	YOB	Time
117		 CLASSENS Bart	100 100 933 37	NETHERLANDS	1992	DNF
113		 NAY Pascal	100 110 254 46	SWITZERLAND	1993	DNF
109		 BLATT Robin	100 510 850 32	GERMANY	1993	DNF
94		 SMEENGE Tim	100 111 377 05	NETHERLANDS	1995	DNF
90		 SCHERMANN Peter	100 485 399 92	GERMANY	1988	DNF
86		 DONY Maxime	100 163 985 39	BELGIUM	1992	DNF
81		 FERNANDEZ GRANDE Victor Manuel	100 078 355 60	SPAIN	1992	DNF

0 out of time limits,
24 did not finish,
0 did not start,
0 disqualified.



22/09/2019

CROSS COUNTRY MARATHON

Results
Women Elite
















Rank	Bib	Name	UCI ID	Nation	YOB	Time
1.	2	FERRAND PREVOT Pauline	100 066 298 31	FRANCE	1992	3:57:09
2.	4	PINTARIC Blaza	100 753 476 61	SLOVENIA	1980	+0:01:53
3.	49	DE GROOT Robyn	100 064 319 89	SOUTH AFRICA	1982	+0:02:40
4.	32	MORATH Adelheid	100 039 679 87	GERMANY	1984	+0:02:41
5.	37	SHEPPARD Samara	100 058 227 11	NEW ZEALAND	1990	+0:04:57
6.	30	BRANDAU Elisabeth	100 029 242 29	GERMANY	1985	+0:05:06
7.	19	DOHRN Stefanie	100 438 195 30	GERMANY	1992	+0:08:32
8.	38	CHAVAILLAZ Ilona	100 973 027 04	SWITZERLAND	1982	+0:11:40
9.	6	SOSNA Katazina	100 560 604 25	LITHUANIA	1990	+0:11:45
10.	46	SPITZ Sabine	100 015 756 26	GERMANY	1971	+0:12:25
11.	68	FISCHER EGUSQUIZA Natalia	100 361 115 65	SPAIN	1993	+0:12:50
12.	24	SOMMER Sabine	100 088 370 84	AUSTRIA	1973	+0:12:52
13.	7	SUSS Esther	100 033 975 09	SWITZERLAND	1974	+0:14:37
14.	52	KOOPMANS Lotte	100 157 702 61	NETHERLANDS	1993	+0:15:37
15.	11	LUTHI Ariane	100 077 199 68	SWITZERLAND	1983	+0:16:59
16.	39	SCHNEIDER Janine	100 108 274 06	GERMANY	1995	+0:17:06
17.	16	ZIOLKOWSKA Michalina	100 074 015 85	POLAND	1984	+0:19:41
18.	15	STENERHAG Jennie	100 042 006 86	SWEDEN	1975	+0:21:01
19.	5	DARBELLAY Florence	100 081 873 86	SWITZERLAND	1977	+0:21:08
20.	13	CALDERON MARTINEZ Monica Yuliana	100 100 353 39	COLOMBIA	1987	+0:21:19
21.	31	SHORT Isla	100 088 746 72	GREAT BRITAIN	1996	+0:25:03
22.	21	STEINBURG Greete	100 074 312 91	ESTONIA	1991	+0:27:03
23.	65	KOLLER Nicole	100 093 544 20	SWITZERLAND	1997	+0:27:09
24.	67	CZECKINKAROVA Jana	100 093 381 51	CZECH REPUBLIC	1997	+0:29:21
25.	73	SADOWSKA Anna	100 068 393 89	POLAND	1982	+0:30:15
26.	57	HILL Sarah	100 088 671 94	SOUTH AFRICA	1993	+0:30:39
27.	72	THELBERG Emmy	100 069 881 25	SWEDEN	1990	+0:31:39
28.	78	BOTTGER Andrea	100 533 272 47	GERMANY	1984	+0:32:14
29.	29	AMES Kim Anika	100 150 753 96	GERMANY	1997	+0:33:30
30.	22	CESNAKOVA Milena	100 106 631 12	CZECH REPUBLIC	1985	+0:33:41
31.	17	PICHLIKOVA Jana	100 112 170 22	CZECH REPUBLIC	1985	+0:34:43
32.	48	MEDINA Noemie	100 827 510 84	FRANCE	2000	+0:38:09
33.	43	HANSEL Gloria	100 971 562 91	GERMANY	1975	+0:40:21
34.	9	LIARDET Barbara	100 071 406 95	SWITZERLAND	1974	+0:41:34
35.	50	BUNTER Antonia	100 107 583 91	SWITZERLAND	1982	+0:45:08
36.	28	TREPTE Evelyne	100 908 485 64	SWITZERLAND	1982	+0:45:49
37.	33	OESCHGER Miriam	100 108 273 05	GERMANY	1996	+0:46:16
38.	77	SMITH Imogen	100 058 225 09	AUSTRALIA	1981	+0:46:53
39.	41	UIBOKAND Janelle	100 089 189 30	ESTONIA	1992	+0:47:24
40.	25	SCHWING Katrin	100 029 422 15	GERMANY	1972	+0:47:31
41.	42	STADELMANN HUSHI Sandra	100 945 651 79	SWITZERLAND	1974	+0:48:29
42.	14	WITTLIN Michele	100 088 369 83	SWITZERLAND	1984	+0:51:01
43.	54	PERROT Carole	100 927 741 17	SWITZERLAND	1979	+0:53:49
44.	12	CLEIREN Veerle	100 515 958 96	BELGIUM	1977	+0:53:52
45.	63	BAHR Alina	100 821 842 42	GERMANY	1996	+0:54:38
46.	20	BRUN Franziska	100 081 425 26	SWITZERLAND	1986	+0:56:04
47.	27	MONTANI Katja	100 106 366 38	SWITZERLAND	1992	+0:56:11
48.	62	REINERS Sarah	100 108 393 28	GERMANY	1993	+0:58:50
49.	64	SOLLINGER Sabine	100 808 359 42	AUSTRIA	1989	+0:58:57
50.	56	LONGHI Charlotte	100 555 028 75	DENMARK	1992	+1:00:13
51.	47	MATTHEY Crystel	100 144 849 12	SWITZERLAND	1985	+1:00:29
52.	76	SOGAARD Camilla	100 108 685 29	DENMARK	1991	+1:02:01
53.	10	ANN KATHRYN LEAPER Rebecca	100 562 478 56	GREAT BRITAIN	1978	+1:02:26
54.	58	HALHEAD Sophie	100 111 953 96	GREAT BRITAIN	1980	+1:04:44
55.	55	ALEXANDER Melanie	100 061 045 16	GREAT BRITAIN	1976	+1:06:20
56.	51	ZAHNO Stefanie	100 157 967 35	SWITZERLAND	1999	+1:07:17
57.	8	MICHELSENS Sara	100 106 451 26	BELGIUM	1984	+1:07:47
58.	71	SOMMER Sylvi	100 081 874 87	NORWAY	1992	+1:08:20



22/09/2019

CROSS COUNTRY MARATHON

Results
Women Elite

Rank	Bib		Name	UCI ID	Nation	YOB	Time
59.	35		NAY Alessia	100 143 433 51	SWITZERLAND	1995	+1:09:49
60.	74		DRING Sunniva	100 109 036 89	NORWAY	1981	+1:10:27
61.	40		SCHUTT Daniela	100 536 817 03	GERMANY	1988	+1:15:58
62.	79		STEINSLAND Synne	100 158 170 44	NORWAY	1986	+1:16:05
63.	53		HOOPER Sharn	100 192 775 20	GREAT BRITAIN	1984	+1:24:49
64.	75		REITEN Anne Helene	100 203 038 01	NORWAY	1983	+1:28:01
65.	59		MILLER Ruth	100 762 867 43	GREAT BRITAIN	1975	+1:28:44
66.	36		MANZKE Nina	100 869 668 47	GERMANY	1988	+1:32:53
67.	23		DUVAL VALENTIN Sarah	100 267 024 64	FRANCE	1996	+2:03:44
68.	60		EVEQUOZ Emilia	100 972 483 42	POLAND	1981	+2:09:51
69.	34		WELTER Laura	100 112 056 05	FRANCE	1993	+2:28:57
70.	26		CABLEY Camille	100 558 619 77	FRANCE	1999	+2:31:41
	70		GALICIA COTRINA Claudia	100 407 247 25	SPAIN	1986	DNF
	61		KUHN Nina	100 901 404 64	GERMANY	1983	DNF
	45		METILLE Stephanie	100 137 777 21	SWITZERLAND	1986	DNF

0 out of time limits,
 3 did not finish,
 0 did not start,
 0 disqualified.