

CROSS-COUNTRY OLYMPIC

Lenzerheide (SUI) - 8 SEP 2018

Results
Men Elite

8 Laps - Distance: 33.6 km

Rank	N°	Name	UCI ID	National Team	YOB	Time	Gap
1	1	SCHURTER Nino	10004151580	SWITZERLAND	1986	1:29:21	+0:00
2	3	KERSCHBAUMER Gerhard	10006446137	ITALY	1991	1:29:32	+0:11
3	13	van der POEL Mathieu	10007946203	NETHERLANDS	1995	1:30:35	+1:14
4	2	AVANCINI Henrique	10005558383	BRAZIL	1989	1:31:14	+1:53
5	14	VOGEL Florian	10002643030	SWITZERLAND	1982	1:31:15	+1:54
6	5	FLUECKIGER Mathias	10003344258	SWITZERLAND	1988	1:31:21	+2:00
7	11	CAROD Titouan	10007705218	FRANCE	1994	1:31:37	+2:16
8	18	SARROU Jordan	10006804431	FRANCE	1992	1:31:59	+2:38
9	34	BRAIDOT Daniele	10006444723	ITALY	1991	1:32:06	+2:45
10	23	LITSCHER Thomas	10005835340	SWITZERLAND	1989	1:32:25	+3:04
11	8	TEMPIER Stephane	10004229382	FRANCE	1986	1:32:57	+3:36
12	16	BRAIDOT Luca	10006120074	ITALY	1991	1:33:05	+3:44
13	30	FRISCHKNECHT Andri	10007591747	SWITZERLAND	1994	1:33:08	+3:47
14	4	MAROTTE Maxime	10003393566	FRANCE	1986	1:33:23	+4:02
15	32	GROTTS Howard	10007852839	UNITED STATES OF AMERICA	1993	1:33:45	+4:24
16	22	CINK Ondrej	10006456342	CZECH REPUBLIC	1990	1:33:46	+4:25
17	42	SCHUERMANS Jens	10007338133	BELGIUM	1993	1:33:51	+4:30
18	27	COLOMA NICOLAS Carlos	10003560789	SPAIN	1981	1:33:51	+4:30
19	59	PANHUYZEN Kevin	10007672781	BELGIUM	1994	1:33:52	+4:31
20	37	SKARNITZL Jan	10003279691	CZECH REPUBLIC	1986	1:33:52	+4:31
21	20	KORETZKY Victor	10007624382	FRANCE	1994	1:34:08	+4:47
22	12	MARKT Karl	10003917366	AUSTRIA	1980	1:34:09	+4:48
23	44	FOIDL Maximilian	10008079979	AUSTRIA	1995	1:34:11	+4:50
24	25	RAGGL Gregor	10006801906	AUSTRIA	1992	1:34:13	+4:52
25	31	SINTSOV Anton	10002843292	RUSSIAN FEDERATION	1985	1:34:14	+4:53
26	49	BOUCHARD Leandre	10007422403	CANADA	1992	1:34:14	+4:53
27	24	SOTO Catriel	10004188865	ARGENTINA	1987	1:34:33	+5:12
28	38	BERTOLINI Gioele	10007946102	ITALY	1995	1:34:40	+5:19
29	17	INDERGAND Reto	10006453716	SWITZERLAND	1991	1:34:44	+5:23
30	57	ZWIEHOFF Ben	10007706228	GERMANY	1994	1:34:54	+5:33
31	7	COOPER Anton	10007693191	NEW ZEALAND	1994	1:35:12	+5:51
32	19	MANTECON GUTIERREZ Sergio	10003279388	SPAIN	1984	1:35:27	+6:06
33	43	EGGER Georg	10008131109	GERMANY	1995	1:35:36	+6:15
34	48	TIBERI Andrea	10004237668	ITALY	1985	1:35:37	+6:16
35	26	LOO Martin	10005494426	ESTONIA	1988	1:35:50	+6:29
36	6	FORSTER Lars	10006915070	SWITZERLAND	1993	1:36:02	+6:41
37	84	HERRERA ARROYO Carlos	10009200331	COSTA RICA	1995	1:36:12	+6:51
38	51	PARTI Andras	10004031140	HUNGARY	1982	1:36:20	+6:59
39	15	ROHRBACH Nicola	10004108740	SWITZERLAND	1986	1:36:37	+7:16
40	35	WAWAK Bartlomiej	10007312366	POLAND	1993	1:36:45	+7:24
41	33	DRECHOU Hugo	10006803724	FRANCE	1991	1:36:55	+7:34
42	66	GOTARDELO MULLER Guilherme	10009023105	BRAZIL	1993	1:36:57	+7:36
43	60	KONWA Marek	10005679029	POLAND	1990	1:36:58	+7:37
44	9	KULHAVY Jaroslav	10002782365	CZECH REPUBLIC	1985	1:36:58	+7:37
45	61	BLUMS Martins	10008119890	LATVIA	1995	1:37:08	+7:47
46	71	VROUWENVELDER Lukas	10008862245	UNITED STATES OF AMERICA	1995	1:37:08	+7:47
47	58	SWENSON Keegan	10007709157	UNITED STATES OF AMERICA	1994	1:37:09	+7:48
48	70	GAGNE Raphael	10003673553	CANADA	1987	1:37:17	+7:56
49	52	DISERA Peter	10008178393	CANADA	1995	1:37:17	+7:56
50	46	YAMAMOTO Kohei	10004324968	JAPAN	1985	1:37:18	+7:57
51	10	VALERO SERRANO David	10008594281	SPAIN	1988	1:37:56	+8:35
52	21	FUMIC Manuel	10002455700	GERMANY	1982	1:38:08	+8:47
53	69	GLUTH Martin	10006336306	GERMANY	1991	1:38:29	+9:08
54	39	COLLEDANI Nadir	10007946001	ITALY	1995	1:39:03	+9:42
55	36	FONTANA Marco Aurelio	10002962221	ITALY	1984	1:39:38	+10:17
56	47	HAIMY Shlomi	10005815738	ISRAEL	1989	-1LAP	
57	73	CASTANEDA MONSALVE Fabio Hernando	10003533410	COLOMBIA	1984	-1LAP	

CROSS-COUNTRY OLYMPIC

Lenzerheide (SUI) - 8 SEP 2018

Results
Men Elite

Rank	N°	Name	UCI ID	National Team	YOB	Time	Gap
58	45	FERGUSON Grant	10007380064	GREAT BRITAIN	1993	-1LAP	
59	68	IVANOV Timofei	10006346814	RUSSIAN FEDERATION	1990	-1LAP	
60	50	L'ESPERANCE Andrew	10006832824	CANADA	1991	-2LAP	
61	40	COCUZZI Luiz Henrique	10007494545	BRAZIL	1993	-2LAP	
62	65	BOTERO VILLEGAS Jhonatan	10007719362	COLOMBIA	1992	-2LAP	
63	41	McCONNELL Daniel	10003935857	AUSTRALIA	1985	-2LAP	
64	82	WENGELIN Matthias	10004638200	SWEDEN	1988	-2LAP	
65	75	SESSLER Guy	10008822031	ISRAEL	1995	-2LAP	
66	89	MONROY Juan Fernando	10008606712	COLOMBIA	1993	-2LAP	
67	80	OLSSON Michael	10007454533	SWEDEN	1986	-3LAP	
68	87	SELEDKOV Ivan	10002738414	RUSSIAN FEDERATION	1983	-3LAP	
69	76	MIRANDA MALDONADO Sebastian Alejan.	10008095137	CHILE	1992	-3LAP	
70	55	MACIAS Jorge Alvaro	10009027347	ARGENTINA	1993	-3LAP	
71	54	COSTA Mario	10006807158	PORTUGAL	1991	-3LAP	
72	67	HARING Martin	10005540195	SLOVAKIA	1986	-3LAP	
73	95	JAYNE Sebastian	10007834348	AUSTRALIA	1993	-3LAP	
74	29	CARSTENSEN Sebastian Fini	10008129590	DENMARK	1995	-3LAP	
75	79	GASCO Dario	10003681839	ARGENTINA	1987	-3LAP	
76	81	LOGIGAN Lucian	10054100116	ROMANIA	1987	-4LAP	
77	83	FARIAS DIAZ Patricio Maximiliano	10006950032	CHILE	1990	-4LAP	
78	56	MARQUES de ALMEIDA Jose Gabriel	10009256107	BRAZIL	1995	-4LAP	
79	74	HIRANO Seiya	10005537165	JAPAN	1987	-4LAP	
80	90	ASTUDILLO GALLARDO Eyair Francisco	10052778387	CHILE	1988	-5LAP	
81	91	DROBISCH Till	10007521726	NAMIBIA	1993	-5LAP	
82	94	SUKPRASART Keerati	10004455112	THAILAND	1985	-5LAP	
83	92	McKEE Gareth	10017513736	IRELAND	1988	-5LAP	
84	99	CHAWCHIANGKWANG Peerapol	10006013778	THAILAND	1986	-5LAP	
	63	VASTL Jan	10007995410	CZECH REPUBLIC	1995	DNF2	
	72	PETERSONS Arnis	10007934984	LATVIA	1994	DNF2	
	64	KAZANTSEV Kirill	10004488555	KAZAKHSTAN	1986	DNF2	
	101	OMARSSON Ingvar	10010957142	ICELAND	1989	DNF1	
	77	TITARENKO Dmytro	10006764722	UKRAINE	1990	DNS	
	98	VODOLAGA Viktor	10014618486	UKRAINE	1993	DNS	

Finished	Lapped	DNF	DSQ	DNS	Weather	Temperature	Avg Speed
55	29	4		2	Sunny	20°C	22.563 Km/h

Finish Judge

 President of Commissaires' Panel
DROLET Michael (CAN)
Legend:
-n Lap Lapped with n laps remaining

DNF_n Did Not Finish (abandoned in lap n)

DNS Did Not Start

CROSS-COUNTRY OLYMPIC

Lenzerheide (SUI) - 8 SEP 2018

Results
Women Elite

7 Laps - Distance: 29.4 km

Rank	N°	Name	UCI ID	National Team	YOB	Time	Gap
1	7	COURTNEY Kate	10008148889	UNITED STATES OF AMERICA	1995	1:34:55	+0:00
2	3	LANGVAD Annika	10006578604	DENMARK	1984	1:35:42	+0:47
3	6	BATTY Emily	10003455406	CANADA	1988	1:36:53	+1:58
4	1	NEFF Jolanda	10007094118	SWITZERLAND	1993	1:37:08	+2:13
5	2	WLOSZCZOWSKA Maja	10002732956	POLAND	1983	1:38:10	+3:15
6	17	SMITH Haley	10007852132	CANADA	1993	1:38:34	+3:39
7	5	TAUBER Anne	10009555894	NETHERLANDS	1995	1:39:03	+4:08
8	8	BRANDAU Elisabeth	10002924229	GERMANY	1985	1:39:15	+4:20
9	10	DAHLE FLESJAA Gunn-Rita	10020036645	NORWAY	1973	1:39:24	+4:29
10	30	KALENTYEVA Irina	10002825512	RUSSIAN FEDERATION	1977	1:39:42	+4:47
11	15	MICHIELS Githa	10003951015	BELGIUM	1983	1:39:47	+4:52
12	36	HUCK Erin	10006969735	UNITED STATES OF AMERICA	1981	1:40:00	+5:05
13	18	INDERGAND Linda	10007333382	SWITZERLAND	1993	1:40:08	+5:13
14	29	PENDREL Catharine	10004040133	CANADA	1980	1:40:52	+5:57
15	22	CAMPUZANO CHAVEZ PEON Daniela	10008100086	MEXICO	1986	1:41:45	+6:50
16	12	BENKO Barbara	10005872625	HUNGARY	1990	1:41:50	+6:55
17	38	SOLUS-MISKOWICZ Katarzyna	10004607379	POLAND	1988	1:41:51	+6:56
18	16	SKARNITZLOVA Jitka	10006049043	CZECH REPUBLIC	1990	1:42:02	+7:07
19	24	STRAUSS Mariske	10006449773	SOUTH AFRICA	1991	1:42:04	+7:09
20	14	LAST Annie	10005621435	GREAT BRITAIN	1990	1:42:48	+7:53
21	40	WALTER Sandra	10004295868	CANADA	1980	1:42:53	+7:58
22	20	CRNOGORAC Jovana	10007299232	SERBIA	1992	1:43:13	+8:18
23	25	FORCHINI Ramona	10007661162	SWITZERLAND	1994	1:43:33	+8:38
24	21	DAVISON Lea	10003588374	UNITED STATES OF AMERICA	1983	1:43:48	+8:53
25	23	LECHNER Eva	10003279085	ITALY	1985	1:44:10	+9:15
26	27	BRESSET Julie	10005397123	FRANCE	1989	1:44:43	+9:48
27	26	STEPANOVA Karla	10008143435	CZECH REPUBLIC	1991	1:45:33	+10:38
28	32	STIRNEMANN Kathrin	10004203518	SWITZERLAND	1989	1:47:09	+12:14
29	13	GOULAO HENRIQUE Raiza	10007369556	BRAZIL	1991	-1LAP	
30	58	ABRIL RESTREPO Laura Valentina	10003405892	COLOMBIA	1990	-1LAP	
31	47	MONTAMBAULT Cindy	10006458665	CANADA	1983	-1LAP	
32	57	QUINTERO PINEDA Yosiana Fareidy	10007839095	COLOMBIA	1994	-1LAP	
33	31	ENAUX Sabrina	10003108731	FRANCE	1978	-1LAP	
34	44	SCHAUS Fabienne	10007479791	LUXEMBOURG	1984	-1LAP	
35	41	LILL Candice	10006797256	SOUTH AFRICA	1992	-1LAP	
36	56	MOURAO Jaqueline	10003974960	BRAZIL	1976	-1LAP	
37	11	ZAKELJ Tanja	10004604450	SLOVENIA	1988	-1LAP	
38	63	NIEUWOLD Elyse	10008858003	CANADA	1992	-1LAP	
39	28	POPOVA Iryna	10006877785	UKRAINE	1991	-1LAP	
40	52	LOIV Janika	10010871559	ESTONIA	1989	-1LAP	
41	34	APAZA Agustina Maria	10005908896	ARGENTINA	1979	-1LAP	
42	70	FLEURY Catherine	10008178191	CANADA	1994	-1LAP	
43	48	HARRIS Holly	10008601355	AUSTRALIA	1995	-2LAP	
44	65	VORSTER Michelle	10010621884	NAMIBIA	1978	-2LAP	
45	62	JEZKOVA Hana	10006828578	CZECH REPUBLIC	1990	-2LAP	
46	54	GOMEZ VILLAFANE Sofia	10008140809	ARGENTINA	1994	-2LAP	
47	39	GALICIA CORTINA Claudia	10040724725	SPAIN	1986	-2LAP	
48	46	REDECKER Cherie	10007694508	SOUTH AFRICA	1989	-2LAP	
49	60	PARTOAZAR Faranak	10010703528	ISLAMIC REPUBLIC OF IRAN	1988	-3LAP	
50	50	TERENTYEVA Olga	10008818694	RUSSIAN FEDERATION	1995	-3LAP	
51	43	KESEG STEVKOVA Janka	10004201801	SLOVAKIA	1976	-3LAP	
52	69	SMITH Imogen	10005822509	AUSTRALIA	1981	-4LAP	
53	61	MUNOZ JARAMILLO Evelyn Denisse	10052555590	CHILE	1990	-4LAP	
54	72	SILAPAT Kittika	10059820486	THAILAND	1989	-4LAP	
55	73	RILEY Sarah	10009485065	AUSTRALIA	1980	-4LAP	
56	51	CASTRO GONZALEZ Maria Fernanda	10051907714	CHILE	1993	-4LAP	
57	71	WARAPIANG Siriluck	10007465344	THAILAND	1992	-5LAP	

CROSS-COUNTRY OLYMPIC

Lenzerheide (SUI) - 8 SEP 2018

Results

Women Elite

Rank	N°	Name	UCI ID	National Team	YOB	Time	Gap
58	68	AKINYI Nancy	10073397355	KENYA	1990	-5LAP	
	64	PODGORSKA Aleksandra	10007885878	POLAND	1994	DNF4	
	4	FERRAND PREVOT Pauline	10006629831	FRANCE	1992	DNF3	
	59	WALDIS Andrea	10007708551	SWITZERLAND	1994	DNF2	
	45	MORATH Adelheid	10003967987	GERMANY	1984	DNF2	
	33	TERPSTRA Anne	10005365292	NETHERLANDS	1991	DNF1	
	35	OSL Elisabeth	10003278479	AUSTRIA	1985	DNF1	
	19	WOODRUFF Chloe	10003662540	UNITED STATES OF AMERICA	1987	DNS	
	49	GUSTAFZZON Linn	10008674814	SWEDEN	1994	DNS	
	53	GORYCKA Paula	10005864339	POLAND	1990	DNS	


Finished	Lapped	DNF	DSQ	DNS	Weather	Temperature	Avg Speed
28	30	6		3	Sunny	20°C	18.585 Km/h

Finish Judge	President of Commissaires' Panel DROLET Michael (CAN)
--------------	---

Legend:	-n Lap Lapped with n laps remaining	DNFn Did Not Finish (abandoned in lap n)	DNS Did Not Start
----------------	--	---	--------------------------

www.tissotwatches.com

WWW.UCI.ORG

Timing and Results provided by  **TISSOT**

Report Created SAT 8 SEP 2018 14:16

Page 2/2

PRESENTING AND MAIN SPONSORS



OFFICIAL SPONSORS



INSTITUTIONAL PARTNERS



CROSS-COUNTRY OLYMPIC

Lenzerheide (SUI) - 7 SEP 2018

Results
Men Under 23

7 Laps - Distance: 29.4 km

Rank	N°	Name	UCI ID	National Team	YOB	Time	Gap
1	2	HATHERLY Alan	10008833751	SOUTH AFRICA	1996	1:21:22	+0:00
2	14	BLEVINS Christopher	10010130319	UNITED STATES OF AMERICA	1998	1:21:49	+0:27
3	8	NORDEMANN David	10009546703	NETHERLANDS	1997	1:22:27	+1:05
4	5	FAGERHAUG Petter	10009449804	NORWAY	1997	1:22:46	+1:24
5	15	LINDBERG Jonas	10009413630	DENMARK	1997	1:22:50	+1:28
6	61	ALBIN Vital	10010129511	SWITZERLAND	1998	1:23:09	+1:47
7	12	CULLELL ESTAPE Jofre	10010946533	SPAIN	1999	1:23:15	+1:53
8	11	ANDREASSEN Simon	10009436363	DENMARK	1997	1:23:22	+2:00
9	17	PHILIPP Antoine	10009545285	FRANCE	1997	1:23:40	+2:18
10	29	SCHWARZBAUER Luca	10008816674	GERMANY	1996	1:23:58	+2:36
11	18	ULLOA AREVALO Jose Gerardo	10008865881	MEXICO	1996	1:24:00	+2:38
12	31	DINA Marton	10008816775	HUNGARY	1996	1:24:11	+2:49
13	43	BLOCHLINGER Noah	10009556201	SWITZERLAND	1996	1:24:12	+2:50
14	37	FINCHAM Sean	10010126982	CANADA	1998	1:24:31	+3:09
15	13	SIGGERUD Martin Emil	10010108188	NORWAY	1998	1:24:42	+3:20
16	4	COLOMBO Filippo	10009586210	SWITZERLAND	1997	1:24:54	+3:32
17	10	OLIVER Ben	10008814149	NEW ZEALAND	1996	1:24:57	+3:35
18	56	BONNET Thomas	10009749692	FRANCE	1998	1:25:21	+3:59
19	16	HAEGSTAD Erik	10008875379	NORWAY	1996	1:25:33	+4:11
20	48	FORTIER Marc Andre	10008815058	CANADA	1996	1:25:38	+4:16
21	40	BOUWMEESTER Marc	10009822545	NETHERLANDS	1998	1:25:44	+4:22
22	7	DASCALU Vlad	10010129006	ROMANIA	1997	1:25:44	+4:22
23	32	CRUISE Eden	10015658208	NEW ZEALAND	1999	1:25:59	+4:37
24	21	de FROIDMONT Pierre	10009586614	BELGIUM	1997	1:26:17	+4:55
25	6	VADER Milan	10008833347	NETHERLANDS	1996	1:26:19	+4:57
26	85	SCHEHL Niklas	10009979159	GERMANY	1998	1:26:36	+5:14
27	52	DISERA Quinton	10009821232	CANADA	1998	1:26:38	+5:16
28	22	PRUDEK Matej	10009544780	CZECH REPUBLIC	1997	1:26:44	+5:22
29	42	HEDLUND Emil	10010908440	SWEDEN	1998	1:27:01	+5:39
30	28	VALTER Attila	10009820727	HUNGARY	1998	1:27:07	+5:45
31	30	ROTH Joel	10011191558	SWITZERLAND	1999	1:27:13	+5:51
32	82	AUCLAIR Raphael	10009356440	CANADA	1997	1:27:16	+5:54
33	47	SCHNELLER Simon	10009555288	GERMANY	1997	1:27:18	+5:56
34	23	PERRIN GANIER Neïlo	10008724728	FRANCE	1996	1:27:24	+6:02
35	95	HOLMGREN Gunnar	10010977249	CANADA	1999	1:27:25	+6:03
36	46	ZANOTTI Juri	10011009581	ITALY	1999	1:28:14	+6:52
37	53	ZAMROZNIAK Jakub	10008822233	POLAND	1996	1:28:35	+7:13
38	3	DUBAU Joshua	10008749582	FRANCE	1996	1:28:53	+7:31
39	27	RYF Joris	10009417165	SWITZERLAND	1997	1:28:56	+7:34
40	20	JOHANNESSEN Tobias	10079890392	NORWAY	1999	1:28:56	+7:34
41	39	JESSOP Julian	10010129107	SOUTH AFRICA	1997	1:29:05	+7:43
42	79	KOBES Lukas	10008822435	CZECH REPUBLIC	1996	1:29:05	+7:43
43	76	DUFOUR Jerry	10009770914	UNITED STATES OF AMERICA	1997	1:29:11	+7:49
44	19	NAGLIC Rok	10009079180	SLOVENIA	1996	1:29:26	+8:04
45	45	AGOSTINELLI Alessio	10011133459	ITALY	1997	1:29:35	+8:13
46	65	HELTA Filip	10009547410	POLAND	1997	1:29:51	+8:29
47	77	FILATOV Ivan	10009250750	RUSSIAN FEDERATION	1996	1:29:58	+8:36
48	68	SKALA Jaromir	10009839117	CZECH REPUBLIC	1998	1:30:03	+8:41
49	57	LAUENER Ramon	10009417266	SWITZERLAND	1997	1:30:09	+8:47
50	73	FLOREN Sandy	10011238846	UNITED STATES OF AMERICA	1997	1:30:24	+9:02
51	49	SARAVALLE Alessandro	10008833145	ITALY	1996	1:30:26	+9:04
52	72	BECKETT Carson	10009663204	UNITED STATES OF AMERICA	1997	1:32:59	+11:37
53	44	ZALTSMAN Tomer	10011012615	ISRAEL	1999	-1LAP	
54	80	ORR Cameron	10011218739	GREAT BRITAIN	1999	-1LAP	
55	24	ZINGLE Axel	10010127891	FRANCE	1998	-1LAP	
56	81	CARSON Callum	10010126275	AUSTRALIA	1997	-1LAP	
57	26	KOZLOVSKYY Volodymyr	10009839420	UKRAINE	1997	-1LAP	

CROSS-COUNTRY OLYMPIC

Lenzerheide (SUI) - 7 SEP 2018

Results
Men Under 23

Rank	N°	Name	UCI ID	National Team	YOB	Time	Gap
58	33	HALME Sasu	10009078978	FINLAND	1996	-1LAP	
59	51	NASPI Alessandro	10008728465	ITALY	1996	-1LAP	
60	50	LESHEM Guy	10009545992	ISRAEL	1997	-1LAP	
61	60	PATON Cole	10010669071	UNITED STATES OF AMERICA	1997	-1LAP	
62	41	CLACHERTY Frazer	10009554278	GREAT BRITAIN	1997	-1LAP	
63	89	VAVILOV Arsentii	10008818900	RUSSIAN FEDERATION	1996	-1LAP	
64	59	TUCKNOTT Reece	10009144353	AUSTRALIA	1996	-1LAP	
65	38	DELICH PARDO Nicolas Patricio	10010127083	CHILE	1997	-1LAP	
66	25	PALUMBY Zsombor	10008821223	HUNGARY	1996	-1LAP	
67	35	CONTRERAS Fernando	10010914100	ARGENTINA	1997	-1LAP	
68	92	LEONZINI Ori	10009871853	ISRAEL	1997	-2LAP	
69	63	GARZON GONZALEZ Jhon Fredy	10010127386	COLOMBIA	1998	-2LAP	
70	75	HARRIS Michael	10010777690	AUSTRALIA	1998	-2LAP	
71	36	de LANGE Tristan	10009639760	NAMIBIA	1997	-2LAP	
72	96	BUDZINSKI Tomasz	10009883068	POLAND	1998	-2LAP	
73	55	BSCHERER Moritz	10008814755	AUSTRIA	1996	-2LAP	
74	93	REHO Tom	10011221264	UKRAINE	1999	-2LAP	
75	70	LACK Alex	10010126477	AUSTRALIA	1997	-2LAP	
76	83	LUNDE Pavel	10010129309	RUSSIAN FEDERATION	1998	-2LAP	
77	94	BUDZINSKI Marcin	10011026860	POLAND	1998	-2LAP	
78	90	GOMEZ MORA Jorge	10015706203	SPAIN	1996	-2LAP	
79	78	SKLENARIK Filip	10009372305	SLOVAKIA	1996	-2LAP	
80	58	LUKAN Pavlo	10011083040	UKRAINE	1999	-3LAP	
81	87	MAHER Habouria	10054904004	TUNISIA	1998	-3LAP	
82	66	MESTRIC Matija	10010720201	CROATIA	1997	-3LAP	
83	86	MARTINEZ GALVAN Amando	10009998458	MEXICO	1997	-3LAP	
84	74	PLOMER Joaquin	10011173875	ARGENTINA	1999	-3LAP	
85	97	BRAME Luke	10009557817	AUSTRALIA	1997	-3LAP	
86	84	KITABAYASHI Riki	10011219143	JAPAN	1999	-3LAP	
87	54	ROMAN Aleksandar	10008819203	SERBIA	1996	-3LAP	
88	102	REES Brent	10071974687	AUSTRALIA	1998	-3LAP	
89	99	GONZALEZ CORNEJO Cristobal Omar	10056609584	CHILE	1998	-4LAP	
90	62	HIRABAYASHI Ari	10009660069	JAPAN	1997	-4LAP	
91	67	MAKAE Tumelo	10009579338	LESOTHO	1996	-4LAP	
92	88	KOBAYASHI Yuki	10016151187	JAPAN	1999	-5LAP	
93	103	MESTRIC Josip	10011042422	CROATIA	1999	-5LAP	
	64	DURAN REIG Josep	10009544982	SPAIN	1997	DNF7	
	9	BRANDL Maximilian	10009586513	GERMANY	1997	DNF3	
	34	ARTAL LOKMAN Gonzalo	10009592270	ARGENTINA	1997	DNF3	
	104	RAMIREZ MIRANDA Joel	10061979142	MEXICO	1999	DNF1	

Finished	Lapped	DNF	DSQ	DNS	Weather	Temperature	Avg Speed
52	41	4			Cloudy	15°C	21.680 Km/h

Finish Judge	President of Commissaires' Panel DROLET Michael (CAN)
--------------	---

Legend:
-n Lap Lapped with n laps remaining **DNFn** Did Not Finish (abandoned in lap n)

CROSS-COUNTRY OLYMPIC

Lenzerheide (SUI) - 7 SEP 2018

Results
Women Under 23

6 Laps - Distance: 25.2 km

Rank	N°	Name	UCI ID	National Team	YOB	Time	Gap
1	2	KELLER Alessandra	10008717654	SWITZERLAND	1996	1:22:53	+0:00
2	1	FREI Sina	10009354521	SWITZERLAND	1997	1:24:15	+1:22
3	4	TOVO Marika	10011219042	ITALY	1999	1:24:33	+1:40
4	18	EIBL Ronja	10015770564	GERMANY	1999	1:25:25	+2:32
5	9	BOHE Caroline	10010999982	DENMARK	1999	1:26:18	+3:25
6	17	von BERSWORDT Sophie	10008748471	NETHERLANDS	1996	1:26:53	+4:00
7	10	GARCIA MARTINEZ Rocio del Alba	10009825575	SPAIN	1997	1:27:19	+4:26
8	3	DEGN Malene	10008815361	DENMARK	1996	1:28:09	+5:16
9	11	KOLLER Nicole	10009354420	SWITZERLAND	1997	1:28:14	+5:21
10	12	LECOMTE Loana	10011191457	FRANCE	1999	1:28:29	+5:36
11	6	URRUTY Lucie	10008722506	FRANCE	1996	1:29:44	+6:51
12	14	BATTEN Haley	10010130521	UNITED STATES OF AMERICA	1998	1:29:56	+7:03
13	24	BLUNK Savilia	10015719539	UNITED STATES OF AMERICA	1999	1:30:13	+7:20
14	7	TEOCCHI Chiara	10008817280	ITALY	1996	1:30:26	+7:33
15	21	BERTA Martina	10048435114	ITALY	1998	1:30:29	+7:36
16	19	MARCHET Giorgia	10011144270	ITALY	1998	1:30:40	+7:47
17	48	SEITZ Aline	10009548319	SWITZERLAND	1997	1:30:41	+7:48
18	28	DAUBERMANN Antonia	10009586109	GERMANY	1997	1:31:01	+8:08
19	44	GEIGER Felicitas	10009586311	GERMANY	1997	1:31:54	+9:01
20	40	UNTERBERGER Emily	10016260517	CANADA	1996	1:33:17	+10:24
21	39	ARSENEAULT Laurie	10009589442	CANADA	1997	1:33:41	+10:48
22	35	GIBSON Gwendalyn	10016145329	UNITED STATES OF AMERICA	1999	1:34:14	+11:21
23	26	HEIGL Nadja	10008623886	AUSTRIA	1996	1:34:43	+11:50
24	20	SPIELMANN Anna	10009838612	AUSTRIA	1998	1:35:06	+12:13
25	8	SHORT Isla	10008874672	GREAT BRITAIN	1996	-1LAP	
26	23	MERA CADENA Leidy Johana	10035376486	COLOMBIA	1996	-1LAP	
27	49	MYATT Mackenzie	10010126780	CANADA	1997	-1LAP	
28	42	ILINA Kristina	10009838814	RUSSIAN FEDERATION	1998	-1LAP	
29	16	CZECZINKAROVA Jana	10009338151	CZECH REPUBLIC	1997	-1LAP	
30	34	KUPFERSCHMIED Ramona	10009821838	SWITZERLAND	1998	-1LAP	
31	54	RODRIGUEZ SUAREZ Erika Monserrath	10011009884	MEXICO	1999	-1LAP	
32	13	PASTEINER Lisa	10011048987	AUSTRIA	1999	-1LAP	
33	30	DRUML Corina	10011150233	AUSTRIA	1999	-1LAP	
34	50	METTRAUX Lena	10009998357	SWITZERLAND	1998	-1LAP	
35	36	DAUBERMANN Leonie	10011197319	GERMANY	1999	-1LAP	
36	15	JANSSON Ida	10009667648	SWEDEN	1998	-1LAP	
37	22	SCHMIDEL Regina	10011197117	HUNGARY	1999	-2LAP	
38	25	DETILLEUX Emeline	10011015746	BELGIUM	1999	-2LAP	
39	32	BRANCO Marta	10011072027	PORTUGAL	1999	-2LAP	
40	45	KRAHEMANN Lara	10010941378	SWITZERLAND	1999	-2LAP	
41	51	WILLIAMS Megan	10009659261	AUSTRALIA	1997	-2LAP	
42	52	TETREAULT Juliette	10010851452	CANADA	1998	-2LAP	
43	43	SWIERCZYNSKA Patrycja	10011057374	POLAND	1999	-3LAP	
44	53	PHETPRAPHAN Warinothorn	10010768495	THAILAND	1997	-3LAP	
45	27	KIRSANOVA Viktoria	10010129410	RUSSIAN FEDERATION	1998	-3LAP	
46	46	SHERSTIUK Maria	10016149066	UKRAINE	1999	-3LAP	
47	33	PANYAWAN Natalie	10053232974	THAILAND	1999	-3LAP	
48	47	TUCKNOTT Sarah	10014246856	AUSTRALIA	1999	-3LAP	
49	37	EBUDILWE Matshidiso Bakang	10011142048	BOTSWANA	1996	-4LAP	
	31	CULVER Charlotte	10015578786	AUSTRALIA	1996	DNF3	
	5	RICHARDS Evie	10009659665	GREAT BRITAIN	1997	DNF2	
	29	WOJTYLA Gabriela	10009547612	POLAND	1997	DNS	

Finished	Lapped	DNF	DSQ	DNS	Weather	Temperature	Avg Speed
24	25	2		1	Cloudy	15°C	18.243 Km/h

CROSS-COUNTRY OLYMPIC

Lenzerheide (SUI) - 7 SEP 2018

Results

Women Under 23


Rank	N°	Name	UCI ID	National Team	YOB	Time	Gap
------	----	------	--------	---------------	-----	------	-----

Finish Judge	President of Commissaires' Panel DROLET Michael (CAN)
--------------	---

Legend:	-n Lap Lapped with n laps remaining	DNFn Did Not Finish (abandoned in lap n)	DNS Did Not Start
----------------	--	---	--------------------------

www.tissotwatches.com

WWW.UCI.ORG

Timing and Results provided by  **TISSOT**

Report Created FRI 7 SEP 2018 16:04

Page 2/2

PRESENTING AND MAIN SPONSORS



OFFICIAL SPONSORS



INSTITUTIONAL PARTNERS



CROSS-COUNTRY OLYMPIC

Lenzerheide (SUI) - 6 SEP 2018

Results
Men Junior

6 Laps - Distance: 25.2 km

Rank	N°	Name	UCI ID	National Team	YOB	Time	Gap
1	3	BALMER Alexandre	10016568287	SWITZERLAND	2000	1:13:45	+0:00
2	9	KAISER Leon Reinhard	10043808820	GERMANY	2000	1:13:47	+0:02
3	5	AZZARO Mathis	10027279010	FRANCE	2000	1:14:58	+1:13
4	50	ROUILLER Loris	10016598094	SWITZERLAND	2000	1:15:07	+1:22
5	49	SCHAB Moritz	10046114689	GERMANY	2000	1:15:38	+1:53
6	1	WRIGHT Cameron	10015568177	AUSTRALIA	2000	1:15:52	+2:07
7	13	ANDERSEN Alexander Young	10048953961	DENMARK	2000	1:16:00	+2:15
8	26	AVONDETTO Simone	10029925086	ITALY	2000	1:16:08	+2:23
9	4	JONES Holden	10048894650	CANADA	2000	1:16:30	+2:45
10	19	CHABAUD Pierre	10026097630	FRANCE	2000	1:17:31	+3:46
11	15	PEYROUX Hugo	10023515208	FRANCE	2000	1:17:45	+4:00
12	6	WOODS Carter	10048829477	CANADA	2001	1:17:52	+4:07
13	14	VERMAERKE Kevin	10050439273	UNITED STATES OF AMERICA	2000	1:18:34	+4:49
14	20	van DIJKE Tim	10022684846	NETHERLANDS	2000	1:18:44	+4:59
15	44	VITTONO Andreas Emanuele	10030119692	ITALY	2001	1:18:47	+5:02
16	42	ALDRIDGE Charlie	10023937762	GREAT BRITAIN	2001	1:18:49	+5:04
17	109	GYAGANG Kedup	10034786305	SWITZERLAND	2001	1:18:49	+5:04
18	46	ANMARKRUD Jorgen	10015790065	NORWAY	2000	1:18:57	+5:12
19	24	SCHATTI Luca	10016519888	SWITZERLAND	2000	1:19:00	+5:15
20	43	FRITZ Benedikt	10036482892	GERMANY	2000	1:19:01	+5:16
21	81	HEMMERLING Lars	10051098772	GERMANY	2000	1:19:25	+5:40
22	21	HORNY Clement	10016419858	BELGIUM	2000	1:19:26	+5:41
23	80	WALTER Simon	10061625696	SWITZERLAND	2000	1:19:29	+5:44
24	58	CANAL BLANCO Carlos	10040295905	SPAIN	2001	1:20:05	+6:20
25	32	ST-ONGE Charles Antoine	10016150581	CANADA	2001	1:20:05	+6:20
26	59	THUR Stiven	10034785089	SWITZERLAND	2001	1:20:28	+6:43
27	90	BRUN Nils	10016561419	SWITZERLAND	2000	1:20:29	+6:44
28	8	MILLER Alex	10053800628	NAMIBIA	2000	1:20:29	+6:44
29	31	GALLO FLORIDO Ignacio Esteban	10052261762	CHILE	2000	1:20:39	+6:54
30	86	SUKHNEV Valeriy	10034983335	RUSSIAN FEDERATION	2000	1:20:48	+7:03
31	61	IVANOV Nikolay	10036014060	RUSSIAN FEDERATION	2001	1:20:49	+7:04
32	36	CAMPOS MOTOS David Domingo	10037969521	SPAIN	2000	1:20:50	+7:05
33	83	LEVI Eitan	10056549465	ISRAEL	2000	1:20:58	+7:13
34	78	PAJUR Markus	10016520595	ESTONIA	2000	1:20:58	+7:13
35	30	FUNSTON Scott	10023498333	UNITED STATES OF AMERICA	2000	1:21:05	+7:20
36	7	VIDAURRE KOSSMAN Martin	10015410149	CHILE	2000	1:21:15	+7:30
37	40	JANSSENS Arne	10016423393	BELGIUM	2000	1:21:27	+7:42
38	54	RITA Rafael	10044067181	PORTUGAL	2000	1:21:28	+7:43
39	2	DINHAM Matthew	10049207171	AUSTRALIA	2000	1:21:39	+7:54
40	56	LINDH Vilgot	10022363130	SWEDEN	2000	1:21:57	+8:12
41	11	FOX Sam	10048493415	AUSTRALIA	2000	1:22:11	+8:26
42	60	JONES Cameron	10021746067	NEW ZEALAND	2000	1:22:12	+8:27
43	55	HEUER Markus Kaad	10048319017	DENMARK	2001	1:22:13	+8:28
44	72	GONEN Gil-Li	10053899244	ISRAEL	2000	1:22:13	+8:28
45	111	EYDT Markus	10036430655	GERMANY	2001	1:22:14	+8:29
46	22	van DIJKE Mick	10022761032	NETHERLANDS	2000	1:22:36	+8:51
47	28	TOCCOLI Zaccaria	10030600753	ITALY	2000	1:22:55	+9:10
48	47	JIROUS Samuel	10048206455	CZECH REPUBLIC	2000	1:23:02	+9:17
49	106	KATZMAN Omer	10055883805	ISRAEL	2000	1:23:06	+9:21
50	45	MILLENNIUM Ian	10036127127	DENMARK	2001	1:23:18	+9:33
51	33	CARVACHO SEVILLA Didac	10039730877	SPAIN	2000	1:23:56	+10:11
52	51	ELIASSON Hugo	10022319781	SWEDEN	2001	1:23:59	+10:14
53	25	FLYNN Sean	10023509346	GREAT BRITAIN	2000	1:24:09	+10:24
54	37	WALSH Sam	10049220006	AUSTRALIA	2000	1:24:14	+10:29
55	17	DURAN Agustin	10052270856	ARGENTINA	2000	1:25:22	+11:37
56	23	CLARK Tyler	10023498232	CANADA	2000	-1LAP	
57	104	PILIPCHUK Mikhail	10034917455	RUSSIAN FEDERATION	2000	-1LAP	

CROSS-COUNTRY OLYMPIC

Lenzerheide (SUI) - 6 SEP 2018

Results
Men Junior

Rank	N°	Name	UCI ID	National Team	YOB	Time	Gap
58	16	FABIAN Paul	10048886667	UNITED STATES OF AMERICA	2000	-1LAP	
59	38	KAMINAGA Shinichi	10021635327	JAPAN	2000	-1LAP	
60	82	BARROS RODRIGUEZ Adrian	10039540214	SPAIN	2000	-1LAP	
61	87	WOODS Colton	10054625532	CANADA	2001	-1LAP	
62	101	RAISBERG Nadav	10056551990	ISRAEL	2001	-1LAP	
63	57	JENCUS Jakub	10046034564	SLOVAKIA	2001	-1LAP	
64	116	BEDOYA BOTERO Jeronimo	10035259076	COLOMBIA	2001	-1LAP	
65	65	HONSA Frantisek	10047236051	CZECH REPUBLIC	2000	-1LAP	
66	114	WISNIEWSKI Wiktor	10054867527	POLAND	2001	-1LAP	
67	53	DUDEK Tomas	10047226654	CZECH REPUBLIC	2001	-1LAP	
68	110	FOLGUERA DIAZ Kilian	10022243700	ANDORRA	2000	-1LAP	
69	64	CREIGHTON Thomas	10017074610	IRELAND	2000	-1LAP	
70	27	JENKINS Nolan	10063973403	UNITED STATES OF AMERICA	2001	-1LAP	
71	68	TAYLOR Max	10021999075	NEW ZEALAND	2001	-1LAP	
72	112	WICKENS Maxwell	10022021509	NEW ZEALAND	2000	-1LAP	
73	77	MOLINA Julian Agustin	10051403011	ARGENTINA	2000	-1LAP	
74	70	ZANGERLE Emanuel	10035126411	AUSTRIA	2000	-1LAP	
75	91	BOTTCHER Caleb	10021808513	NEW ZEALAND	2001	-1LAP	
76	29	PENFOLD Jamie	10075786181	SOUTH AFRICA	2001	-1LAP	
77	41	SMITH Corey	10043856916	AUSTRALIA	2001	-2LAP	
78	48	DOMINGUEZ Agustin	10052258732	ARGENTINA	2001	-2LAP	
79	108	VEGA CORDOVA Andre Alonso	10052563876	CHILE	2000	-2LAP	
80	88	MOISEEV Genadiy	10034890577	UKRAINE	2001	-2LAP	
81	89	GARCZYK Pawel	10055994747	POLAND	2000	-2LAP	
82	102	DANKOWSKI Dominik	10055321811	POLAND	2000	-2LAP	
83	94	JOHNSTON Connor	10021757787	NEW ZEALAND	2001	-2LAP	
84	115	SIRIMONGKHON Phunsiri	10072421392	THAILAND	2001	-2LAP	
85	92	HEIKKILA Niko	10045813383	FINLAND	2001	-2LAP	
86	12	van der WALT Daniel	10052105451	SOUTH AFRICA	2001	-2LAP	
87	66	HOGLUND August	10022289368	SWEDEN	2001	-2LAP	
88	99	JUAREZ David	10058815629	BOLIVARIAN REPUBLIC OF VENEZUELA	2001	-2LAP	
89	79	MERAC Tomas	10046016376	SLOVAKIA	2000	-2LAP	
90	98	PETAKS Rodzers	10052178708	LATVIA	2001	-2LAP	
91	76	HARVEY Lee	10016652961	IRELAND	2001	-2LAP	
92	35	BONTEKONING Keagan	10054847117	SOUTH AFRICA	2000	-3LAP	
93	97	SILAGHI Vasile-Gabriel	10063185477	ROMANIA	2001	-3LAP	
94	69	BRENES MATA Sebastian	10050392187	COSTA RICA	2000	-3LAP	
95	62	FUJIKI Yudai	10060652262	JAPAN	2000	-3LAP	
96	113	HANGQUART Rangsiman	10079687605	THAILAND	2001	-3LAP	
97	95	HUNJAK Stjepan	10028437350	CROATIA	2001	-3LAP	
98	10	MURAKAMI Koutarou	10021290369	JAPAN	2000	-3LAP	
99	63	BUZAN Silviu-Narcis	10063843158	ROMANIA	2000	-3LAP	
100	75	BURNETT Josh	10069080653	NEW ZEALAND	2000	-3LAP	
	18	FONTANA Filippo	10016518878	ITALY	2000	DNF6	
	34	FETTER Erik	10023603013	HUNGARY	2000	DNF5	
	117	GUTIERREZ PRIETO Adair Zabdiel	10050204958	MEXICO	2001	DNF5	
	74	GOVEKAR Matevz	10017582444	SLOVENIA	2000	DNF3	
	39	YACKLE Jake	10052274593	UNITED STATES OF AMERICA	2000	DNF2	
	85	FULOP Adam Istvan	10023604831	HUNGARY	2001	DNF2	
	71	KLEMENCIC Miha	10017578000	SLOVENIA	2000	DNF2	
	100	BIRCHILL Harry	10023853391	GREAT BRITAIN	2001	DNF2	
	84	ZAPATA UNAS Alex Juan Pablo	10035252006	COLOMBIA	2000	DNS	
	105	NAF Mirco	10016543029	SWITZERLAND	2000	DNS	

Finished	Lapped	DNF	DSQ	DNS	Weather	Temperature	Avg Speed
55	45	8		2	Cloudy	16°C	20.502 Km/h

CROSS-COUNTRY OLYMPIC

Lenzerheide (SUI) - 6 SEP 2018

Results

Men Junior

Rank	N°	Name	UCI ID	National Team	YOB	Time	Gap
------	----	------	--------	---------------	-----	------	-----

Finish Judge	President of Commissaires' Panel DROLET Michael (CAN)
--------------	---

Legend:	-n Lap Lapped with n laps remaining	DNFn Did Not Finish (abandoned in lap n)	DNS Did Not Start
----------------	--	---	--------------------------

PRESENTING AND MAIN SPONSORS



OFFICIAL SPONSORS



INSTITUTIONAL PARTNERS



CROSS-COUNTRY OLYMPIC

Lenzerheide (SUI) - 6 SEP 2018

Results
Women Junior

5 Laps - Distance: 21.0 km

Rank	N°	Name	UCI ID	National Team	YOB	Time	Gap
1	1	STIGGER Laura	10054955736	AUSTRIA	2000	1:09:46	+0:00
2	5	SASKOVA Tereza	10048171392	CZECH REPUBLIC	2000	1:12:49	+3:03
3	22	HARNDEN Harriet	10023959384	GREAT BRITAIN	2001	1:13:23	+3:37
4	2	MEDDE Isaure	10025687196	FRANCE	2000	1:14:25	+4:39
5	10	PEDERSEN Sofie Heby	10059465024	DENMARK	2001	1:14:50	+5:04
6	33	BLOCHLINGER Ronja	10034793375	SWITZERLAND	2001	1:15:29	+5:43
7	34	SCHNEEBELI Jacqueline	10034809240	SWITZERLAND	2001	1:15:45	+5:59
8	9	THEBERGE Marianne	10015314563	CANADA	2000	1:15:52	+6:06
9	30	EYDT Emma	10036426413	GERMANY	2001	1:16:12	+6:26
10	32	QUEIROS Raquel	10044386675	PORTUGAL	2000	1:16:40	+6:54
11	4	SPECIA Giada	10030420800	ITALY	2000	1:17:47	+8:01
12	36	MISONOVA Magdalena	10046612726	CZECH REPUBLIC	2001	1:18:00	+8:14
13	20	VANDERMOUTEN Pasquine	10066682026	FRANCE	2001	1:18:01	+8:15
14	16	BUZSAKI Virag	10014856441	HUNGARY	2000	1:18:06	+8:20
15	38	McGORUM Anna	10023860869	GREAT BRITAIN	2001	1:18:19	+8:33
16	21	LARA ZARAZO Angie Milena	10035366079	COLOMBIA	2000	1:18:49	+9:03
17	23	KOBAYASHI Akari	10020952990	JAPAN	2001	1:18:57	+9:11
18	35	PAULECHOVA Radka	10046037796	SLOVAKIA	2001	1:19:16	+9:30
19	41	TRESCH Melanie	10016592741	SWITZERLAND	2000	1:19:37	+9:51
20	3	CUTHBERT Zoe	10014246957	AUSTRALIA	2001	1:19:43	+9:57
21	31	FEND Leoni	10048457847	GERMANY	2000	1:19:44	+9:58
22	13	VERMETTE Roxane	10058821487	CANADA	2000	1:19:45	+9:59
23	12	WIEDMANN Tamara	10035124286	AUSTRIA	2001	1:20:12	+10:26
24	26	STRYDOM Zandri	10074563981	SOUTH AFRICA	2001	1:20:19	+10:33
25	47	BAUMANN Lisa	10034782059	SWITZERLAND	2001	1:20:31	+10:45
26	24	ZUGER Tina	10016611434	SWITZERLAND	2000	1:20:45	+10:59
27	37	ALEXEEVA Darya	10034914425	RUSSIAN FEDERATION	2000	1:20:52	+11:06
28	14	LAROSE GINGRAS Mireille	10052404838	CANADA	2000	1:20:56	+11:10
29	48	MIROLYUBOVA Anna	10034982729	RUSSIAN FEDERATION	2000	1:21:17	+11:31
30	39	MOVRIN Vita	10017590124	SLOVENIA	2000	1:21:18	+11:32
31	7	TONSO Justine	10027338321	FRANCE	2000	1:21:18	+11:32
32	53	SZPOCINSKA Agnieszka	10048445218	POLAND	2000	1:21:43	+11:57
33	28	VIDAURRE KOSSMANN Catalina Maria	10051907411	CHILE	2001	1:21:44	+11:58
34	11	ROBBINS Madeline	10071479482	UNITED STATES OF AMERICA	2001	1:21:57	+12:11
35	6	KAWAGUCHI Urara	10021664225	JAPAN	2000	1:22:34	+12:48
36	44	BURI Noelle	10034782867	SWITZERLAND	2001	1:23:02	+13:16
37	45	KUCEROVA Monika	10054835801	CZECH REPUBLIC	2000	1:23:21	+13:35
38	29	MATSUMOTO Rina	10020953091	JAPAN	2000	1:23:24	+13:38
39	46	EICHENBERGER Fiona	10015330933	SWITZERLAND	2000	1:23:26	+13:40
40	25	VAS Kata Blanka	10023656260	HUNGARY	2001	1:23:55	+14:09
41	19	KEEP Tiffany	10054851662	SOUTH AFRICA	2000	1:25:05	+15:19
42	52	ROSSBERG Simone	10050906792	GERMANY	2001	-1LAP	
43	27	POIDEVIN Eva	10048222825	CANADA	2000	-1LAP	
44	18	MOLIN Saga	10022279365	SWEDEN	2000	-1LAP	
45	40	RICCI Mina	10059187360	UNITED STATES OF AMERICA	2000	-1LAP	
46	17	HIJAR MARIN Fatima Anahi	10055934729	MEXICO	2000	-1LAP	
47	8	ATHERSTONE Teagan	10051909835	AUSTRALIA	2000	-2LAP	
48	43	BERECZKI Eszter	10052342901	ROMANIA	2000	-2LAP	
49	56	BUPPHA Surattiya	10080937386	THAILAND	2000	-2LAP	
50	58	USHAKOVA Aleksandra	10034976160	RUSSIAN FEDERATION	2000	-2LAP	
51	42	BOSNJAK Larisa	10058285361	CROATIA	2001	-2LAP	
52	57	SAMSO Camila	10056281404	ARGENTINA	2001	-2LAP	
53	15	SANTOMARTINO Maria Valentina	10053180535	ARGENTINA	2000	-2LAP	
	50	LOGVINIYUK Olesandra	10034884921	UKRAINE	2001	DNF3	
	55	KUKK Katlin	10015393274	ESTONIA	2001	DNS	



2018 MOUNTAIN BIKE
WORLD CHAMPIONSHIPS

LENZERHEIDE
SWITZERLAND



PRESENTED BY Mercedes-Benz

CROSS-COUNTRY OLYMPIC

Lenzerheide (SUI) - 6 SEP 2018

Results

Women Junior

Rank	N°	Name	UCI ID	National Team	YOB	Time	Gap
Finished	Lapped	DNF	DSQ	DNS	Weather	Temperature	Avg Speed
41	12	1		1	Sunny	25°C	18.060 Km/h

Finish Judge

President of Commissaires' Panel
DROLET Michael (CAN)

Legend:

-n Lap Lapped with n laps remaining

DNFn Did Not Finish (abandoned in lap n)

DNS Did Not Start

www.tissotwatches.com

WWW.UCI.ORG

Timing and Results provided by **TISSOT**

Report Created THU 6 SEP 2018 15:24

Page 2/2

PRESENTING AND MAIN SPONSORS



OFFICIAL SPONSORS



INSTITUTIONAL PARTNERS



DOWNHILL

Lenzerheide (SUI) - 9 SEP 2018
Results
Final
Men Elite

Rank	N°	Name	Nation	YOB	Speed	Split 1 & 2	Split 3 & 4	Time	Gap
1	1	BRUNI Loic	FRA	1994	61.368 (13)	46.686 (1) 1:28.262 (5)	1:58.695 (2) 2:32.245 (1)	2:55.114	+0.000
2	31	MAES Martin	BEL	1997	60.929 (15)	47.091 (6) 1:28.628 (6)	1:59.394 (5) 2:33.107 (3)	2:55.327	+0.213
3	4	HART Danny	GBR	1991	60.712 (16)	46.821 (2) 1:27.936 (2)	1:59.029 (4) 2:32.550 (2)	2:55.419	+0.305
4	5	VERGIER Loris	FRA	1996	61.221 (14)	46.861 (3) 1:27.883 (1)	1:58.179 (1) 2:33.537 (4)	2:55.863	+0.749
5	10	GWIN Aaron	USA	1987	68.433 (2)	47.038 (5) 1:28.187 (4)	1:59.848 (6) 2:33.725 (5)	2:56.455	+1.341
6	9	SHAW Luca	USA	1996	62.647 (6)	47.444 (12) 1:28.884 (8)	2:00.321 (9) 2:34.374 (7)	2:57.308	+2.194
7	7	GREENLAND Laurie	GBR	1997	60.212 (22)	47.692 (17) 1:29.618 (14)	2:00.957 (12) 2:34.808 (8)	2:57.736	+2.622
8	68	MINNAAR Greg	RSA	1981	60.070 (23)	47.600 (14) 1:30.456 (19)	2:01.622 (15) 2:35.488 (13)	2:57.788	+2.674
9	3	BROSNAN Troy	AUS	1993	63.503 (3)	47.203 (9) 1:29.199 (10)	2:00.819 (10) 2:34.884 (9)	2:58.015	+2.901
10	14	WALKER Matt	GBR	1999	59.580 (30)	47.603 (16) 1:29.515 (13)	2:01.564 (14) 2:35.303 (11)	2:58.508	+3.394
11	19	LUCAS Dean	AUS	1995	60.497 (18)	48.145 (23) 1:29.251 (12)	2:00.915 (11) 2:35.374 (12)	2:58.545	+3.431
12	30	MASTERS Edward	NZL	1989	59.580 (30)	47.238 (10) 1:29.222 (11)	2:01.311 (13) 2:35.928 (14)	2:58.548	+3.434
13	16	MOIR Jack	AUS	1994	61.516 (12)	48.584 (36) 1:30.301 (16)	2:01.693 (16) 2:36.107 (15)	2:58.866	+3.752
14	22	ILES Finn	CAN	1999	58.289 (49)	48.162 (25) 1:30.335 (17)	2:02.003 (18) 2:36.402 (16)	2:59.068	+3.954
15	13	FEARON Connor	AUS	1994	62.189 (7)	47.789 (18) 1:29.179 (9)	1:59.990 (7) 2:35.004 (10)	2:59.467	+4.353
16	28	WILSON Reece	GBR	1996	61.664 (9)	47.957 (20) 1:30.961 (26)	2:02.932 (24) 2:37.396 (20)	2:59.856	+4.742
17	58	ATWILL Philip	GBR	1995	58.422 (48)	47.008 (4) 1:30.668 (22)	2:01.822 (17) 2:37.200 (18)	2:59.928	+4.814
18	15	WALLACE Mark	CAN	1995	58.894 (42)	48.122 (22) 1:30.832 (24)	2:02.079 (19) 2:37.173 (17)	2:59.986	+4.872
19	46	MANSON Magnus	CAN	1998	57.053 (68)	47.527 (13) 1:30.646 (21)	2:02.596 (20) 2:37.394 (19)	3:00.921	+5.807
20	43	MARIN Alex	ESP	1997	59.235 (37)	48.989 (46) 1:31.438 (31)	2:03.022 (25) 2:38.366 (24)	3:00.996	+5.882
21	26	NORTON Dakotah	USA	1992	59.859 (26)	48.344 (29) 1:31.882 (37)	2:03.914 (30) 2:38.699 (26)	3:01.127	+6.013
22	18	THIRION Remi	FRA	1990	57.309 (65)	48.156 (24) 1:30.593 (20)	2:02.815 (21) 2:37.977 (21)	3:01.147	+6.033
23	17	HARRISON Charlie	USA	1997	60.283 (21)	48.751 (39) 1:31.521 (33)	2:02.913 (23) 2:38.193 (23)	3:01.230	+6.116
24	44	PARDAL Francisco	POR	1991	59.511 (33)	48.263 (27) 1:30.845 (25)	2:03.042 (26) 2:38.144 (22)	3:01.297	+6.183
25	71	FREW Jackson	AUS	1998	57.959 (55)	47.992 (21) 1:31.815 (35)	2:03.650 (29) 2:38.880 (27)	3:01.798	+6.684
26	6	BLENKINSOP Samuel	NZL	1988	60.640 (17)	48.849 (41) 1:31.895 (38)	2:04.367 (35) 2:38.882 (28)	3:01.986	+6.872
27	24	HANNAH Michael	AUS	1983	61.664 (9)	48.290 (28) 1:31.554 (34)	2:04.127 (33) 2:39.245 (31)	3:02.035	+6.921

DOWNHILL

Lenzerheide (SUI) - 9 SEP 2018
Results
Final
Men Elite

Rank	N°	Name	Nation	YOB	Speed	Split 1 & 2	Split 3 & 4	Time	Gap
28	47	JONES Michael	GBR	1995	58.623 (47)	48.570 (35) 1:31.433 (30)	2:04.201 (34) 2:39.389 (32)	3:02.174	+7.060
29	37	DICKSON Jacob	IRL	1997	58.090 (53)	48.941 (45) 1:31.166 (27)	2:03.408 (28) 2:39.175 (30)	3:02.203	+7.089
30	11	GUTIERREZ VILLEGAS Marcelo	COL	1990	59.030 (38)	48.559 (34) 1:31.477 (32)	2:03.358 (27) 2:38.673 (25)	3:02.449	+7.335
31	57	KOLB Andreas	AUT	1996	56.361 (73)	48.461 (33) 1:31.851 (36)	2:04.123 (32) 2:39.498 (34)	3:02.511	+7.397
32	52	LUKASIK Slawomir	POL	1993	59.789 (27)	47.849 (19) 1:30.449 (18)	2:02.819 (22) 2:38.972 (29)	3:02.619	+7.505
33	29	GUTIERREZ VILLEGAS Rafael	COL	1994	59.372 (36)	48.183 (26) 1:31.302 (28)	2:03.932 (31) 2:39.491 (33)	3:03.048	+7.934
34	39	von KLEBELSBERG Johannes	ITA	1995	58.961 (39)	48.739 (38) 1:32.376 (41)	2:05.151 (38) 2:39.962 (35)	3:03.200	+8.086
35	8	MACDONALD Brook	NZL	1991	62.723 (4)	47.601 (15) 1:29.889 (15)	2:06.424 (44) 2:40.394 (36)	3:03.483	+8.369
36	59	WEBER Basil	SUI	1992	60.425 (20)	49.529 (54) 1:32.805 (42)	2:05.683 (40) 2:40.810 (37)	3:03.853	+8.739
37	51	HARTENSTERN Max	GER	1999	58.223 (50)	49.366 (52) 1:32.365 (40)	2:05.087 (37) 2:40.866 (38)	3:04.100	+8.986
38	40	SUAREZ ALONSO Angel	ESP	1995	62.723 (4)	47.352 (11) 1:28.099 (3)	1:58.703 (3) 2:33.953 (6)	3:04.308	+9.194
39	21	PIERRON Baptiste	FRA	1993	57.893 (58)	48.628 (37) 1:32.904 (43)	2:05.387 (39) 2:41.003 (39)	3:04.457	+9.343
40	27	TRUMMER David	AUT	1994	58.894 (42)	49.845 (58) 1:33.393 (47)	2:06.233 (41) 2:41.158 (40)	3:04.909	+9.795
41	38	MASTERS Wyn	NZL	1987	60.497 (18)	48.936 (44) 1:33.957 (53)	2:06.698 (46) 2:42.015 (42)	3:05.357	+10.243
42	62	SEHNAL Stanislav	CZE	1994	58.691 (45)	49.349 (51) 1:33.901 (52)	2:06.391 (43) 2:42.460 (43)	3:05.795	+10.681
43	63	CARBALLO GONZALEZ Edgar	ESP	1988	59.719 (29)	49.252 (49) 1:34.620 (59)	2:07.748 (54) 2:42.774 (44)	3:05.858	+10.744
44	90	WEBER Lutz	SUI	1992	60.000 (24)	48.449 (32) 1:31.321 (29)	2:04.504 (36) 2:41.960 (41)	3:06.028	+10.914
45	65	FITZGERALD Henry	CAN	1998	57.373 (64)	50.030 (61) 1:34.344 (57)	2:08.054 (58) 2:42.955 (45)	3:06.130	+11.016
46	108	KRAL Antonin	CZE	1996	58.223 (50)	49.766 (57) 1:34.276 (56)	2:07.746 (53) 2:43.831 (49)	3:06.874	+11.760
47	69	ROJCEK Adam	SVK	1998	58.961 (39)	48.929 (43) 1:33.542 (48)	2:06.279 (42) 2:43.432 (47)	3:07.284	+12.170
48	73	STEPANEK Ondrej	CZE	1994	56.548 (72)	49.930 (59) 1:34.101 (54)	2:06.992 (49) 2:43.534 (48)	3:07.401	+12.287
49	96	RIESCO Forrest	CAN	1994	58.961 (39)	48.768 (40) 1:32.987 (44)	2:06.803 (48) 2:43.371 (46)	3:07.605	+12.491
50	41	REVELLI Loris	ITA	1997	57.959 (55)	49.036 (47) 1:33.590 (49)	2:07.954 (55) 2:44.691 (53)	3:07.955	+12.841
51	80	WRIGHT Keegan	NZL	1996	58.223 (50)	49.200 (48) 1:33.238 (46)	2:07.038 (50) 2:44.442 (51)	3:08.067	+12.953
52	79	COLOMBO Francesco	ITA	1995	59.580 (30)	49.299 (50) 1:33.885 (51)	2:07.531 (52) 2:44.654 (52)	3:08.349	+13.235
53	66	POTGIETER Johann	RSA	1987	56.736 (70)	50.065 (63) 1:33.882 (50)	2:06.726 (47) 2:44.152 (50)	3:08.477	+13.363
54	92	NESTOROFF Nikolas	USA	1999	57.502 (61)	49.539 (55) 1:36.057 (70)	2:09.194 (64) 2:46.019 (57)	3:09.273	+14.159

DOWNHILL

Lenzerheide (SUI) - 9 SEP 2018
Results
Final
Men Elite

Rank	N°	Name	Nation	YOB	Speed	Split 1 & 2	Split 3 & 4	Time	Gap
55	116	SEEWALD Pablo	ARG	1993	57.959 (55)	50.350 (68) 1:34.406 (58)	2:08.088 (59) 2:45.751 (54)	3:09.579	+14.465
56	50	NIEDERBERGER Noel	SUI	1995	60.000 (24)	50.531 (69) 1:34.943 (63)	2:08.429 (61) 2:46.010 (56)	3:09.584	+14.470
57	82	CZERMAK Wojciech	POL	1995	57.309 (65)	50.339 (67) 1:34.159 (55)	2:07.996 (56) 2:46.063 (58)	3:09.688	+14.574
58	70	BARANEK Rastislav	SVK	1995	59.441 (35)	50.929 (74) 1:34.734 (60)	2:09.082 (62) 2:45.902 (55)	3:09.739	+14.625
59	75	VESTAVIK Brage Evensen	NOR	1999	57.438 (62)	50.593 (70) 1:35.615 (66)	2:09.585 (66) 2:46.626 (59)	3:10.567	+15.453
60	93	KLEE Felix	SUI	1994	59.511 (33)	51.065 (75) 1:35.545 (65)	2:09.307 (65) 2:46.637 (61)	3:10.571	+15.457
61	103	LEHMANN Janis	SUI	1998	61.963 (8)	49.451 (53) 1:34.821 (61)	2:08.407 (60) 2:46.634 (60)	3:10.704	+15.590
62	61	BICA Vasco	POR	1995	57.245 (67)	50.688 (71) 1:35.997 (69)	2:09.731 (67) 2:47.148 (63)	3:11.267	+16.153
63	35	POMBO Emanuel	POR	1987	57.438 (62)	50.186 (65) 1:35.101 (64)	2:09.108 (63) 2:47.096 (62)	3:11.751	+16.637
64	78	GRANDY Silas	GER	1997	57.697 (59)	50.137 (64) 1:36.446 (72)	2:11.060 (71) 2:47.718 (65)	3:11.834	+16.720
65	106	von HEYDEN LANGELAAN Carlos	ESP	1998	57.567 (60)	50.691 (72) 1:35.699 (67)	2:09.879 (68) 2:47.451 (64)	3:12.068	+16.954
66	88	CROWLEY Jack	IRL	1998	58.024 (54)	51.501 (78) 1:36.719 (73)	2:10.993 (70) 2:48.198 (66)	3:12.455	+17.341
67	86	BATE Conor	IRL	1999	53.980 (77)	51.292 (77) 1:36.066 (71)	2:10.761 (69) 2:48.281 (67)	3:12.616	+17.502
68	94	LEIVO Petteri	FIN	1997	73.133 (1)	51.202 (76) 1:37.488 (75)	2:11.574 (72) 2:49.789 (68)	3:13.584	+18.470
69	34	ESTAQUE Thomas	FRA	1996	58.691 (45)	48.928 (42) 1:33.165 (45)	2:06.621 (45) 2:50.510 (69)	3:14.818	+19.704
70	105	STEVENS Luke	CAN	1993	56.611 (71)	50.844 (73) 1:37.221 (74)	2:11.735 (74) 2:51.208 (70)	3:15.454	+20.340
71	85	VIEIRA Douglas	BRA	1998	54.908 (75)	50.034 (62) 1:35.804 (68)	2:12.542 (75) 2:51.363 (71)	3:15.619	+20.505
72	2	PIERRON Amaury	FRA	1996	59.789 (27)	47.112 (8) 1:28.761 (7)	2:00.237 (8) 2:56.059 (72)	3:20.212	+25.098
73	76	ERLANGSEN Theo	RSA	1995	61.590 (11)	48.364 (30) 1:46.838 (77)	2:19.858 (76) 2:57.372 (73)	3:21.858	+26.744
74	55	CEBALLOS OTALVARO Steven	COL	1998		49.657 (56) 1:38.765 (76)	2:11.715 (73) 3:19.164 (74)	3:44.481	+49.367
75	74	MORGAN Max	USA	1992	56.052 (74)	1:18.938 (79) 2:05.122 (78)	2:43.380 (78) 3:22.303 (75)	3:46.912	+51.798
76	100	LEBL Martin	CZE	1996		48.414 (31) 1:34.825 (62)	2:07.997 (57) 3:25.621 (76)	4:11.402	+1:16.288
	99	CAROLI Jerome	SUI	1995	58.826 (44)	47.101 (7) 1:30.757 (23)	2:07.465 (51) 7:47.084 (77)	DNF	
	23	BRAYTON Adam	GBR	1988	54.440 (76)	50.005 (60) 1:32.262 (39)	2:20.930 (77) 8:45.922 (78)	DNF	
	45	SHIMIZU Kazuki	JPN	1992	57.053 (68)	50.291 (66)		DNF	
	36	WALKER Matthew	NZL	1990				DNS	
	64	ZABJEK Jure	SLO	1995				DNS	

DOWNHILL

Lenzerheide (SUI) - 9 SEP 2018

Final

Results

Men Elite

Rank	N°	Name	Nation	YOB	Speed	Split 1 & 2	Split 3 & 4	Time	Gap
------	----	------	--------	-----	-------	-------------	-------------	------	-----


Total Race Distance	Avg Speed	Participants					Weather	Temperature
		Entries / NOCs	Finished	DNF	DSQ	DNS		
2.2 km	45.228 Km/h	81/25	76	3		2	Sunny	18°C

Finish Judge	President of Commissaires' Panel DROLET Michael (CAN)
--------------	---

Legend: DNF Did Not Finish	DNS Did Not Start
--------------------------------------	-------------------

www.tissotwatches.com

WWW.UCI.ORG

Timing and Results provided by  **TISSOT**

Report Created SUN 9 SEP 2018 16:43

Page 4/4

PRESENTING AND MAIN SPONSORS



OFFICIAL SPONSORS



INSTITUTIONAL PARTNERS



DOWNHILL

Lenzerheide (SUI) - 9 SEP 2018

Results
Final
Women Elite

Rank	N°	Name	Nation	YOB	Speed	Split 1 & 2	Split 3 & 4	Time	Gap
1	2	ATHERTON Rachel	GBR	1987	56.736 (2)	50.801 (1) 1:37.337 (1)	2:11.676 (1) 2:51.299 (1)	3:15.738	+0.000
2	3	SEAGRAVE Tahnee	GBR	1995	55.086 (3)	53.910 (2) 1:43.561 (2)	2:20.256 (2) 3:01.224 (3)	3:25.721	+9.983
3	6	NICOLE Myriam	FRA	1990	53.697 (5)	54.589 (3) 1:44.806 (3)	2:20.457 (3) 3:01.018 (2)	3:26.414	+10.676
4	7	CABIROU Marine	FRA	1997	52.919 (9)	55.338 (5) 1:45.264 (4)	2:22.442 (4) 3:05.403 (4)	3:31.701	+15.963
5	4	HANNAH Tracey	AUS	1988	57.245 (1)	55.526 (6) 1:45.846 (5)	2:23.717 (5) 3:05.939 (5)	3:31.704	+15.966
6	10	SIEGENTHALER Emilie	SUI	1986	51.376 (18)	57.693 (7) 1:49.638 (8)	2:27.835 (6) 3:10.384 (6)	3:36.467	+20.729
7	18	CHARRE Morgane	FRA	1990	52.484 (14)	58.903 (13) 1:51.608 (10)	2:28.939 (7) 3:13.139 (7)	3:39.728	+23.990
8	9	CURD Katy	GBR	1989	51.480 (17)	57.824 (8) 1:49.521 (7)	2:29.151 (8) 3:13.927 (8)	3:40.854	+25.116
9	14	HOFFMANN Nina Charlott	GER	1996	50.463 (24)	58.251 (9) 1:51.571 (9)	2:30.358 (9) 3:15.629 (9)	3:41.824	+26.086
10	22	HUBSCHER Janine	SUI	1996	52.004 (15)	58.731 (12) 1:53.973 (13)	2:34.576 (11) 3:17.096 (10)	3:44.869	+29.131
11	31	GEHRIG Carolin	SUI	1987	52.701 (11)	1:00.285 (19) 1:55.289 (17)	2:35.144 (13) 3:20.215 (13)	3:46.596	+30.858
12	11	CAPPELLARI Carina	SUI	1991	50.967 (21)	1:00.083 (18) 1:54.567 (14)	2:36.110 (15) 3:19.871 (12)	3:46.868	+31.130
13	29	BATTOLLA Eva	SUI	1998	51.793 (16)	58.710 (11) 1:54.880 (16)	2:35.007 (12) 3:20.499 (14)	3:47.510	+31.772
14	28	SCHWEMMER Kim	GER	1993	52.538 (13)	1:00.497 (20) 1:55.999 (18)	2:36.352 (16) 3:19.686 (11)	3:47.617	+31.879
15	21	BALANCHE Camille	SUI	1990	51.222 (20)	1:04.922 (25) 1:57.948 (21)	2:37.020 (17) 3:20.716 (15)	3:47.735	+31.997
16	23	CHAPPAZ Melanie	FRA	1999	53.528 (6)	58.991 (14) 1:53.738 (12)	2:34.367 (10) 3:21.384 (16)	3:48.386	+32.648
17	8	FARINA Eleonora	ITA	1990	54.209 (4)	1:01.250 (21) 1:56.745 (19)	2:37.760 (18) 3:21.959 (17)	3:48.832	+33.094
18	1	MILLER Miranda	CAN	1990	53.528 (6)	59.003 (15) 1:54.866 (15)	2:35.942 (14) 3:22.631 (18)	3:49.063	+33.325
19	30	FARIAS MARTINEZ Andrea Francisca	CHI	1995	52.755 (10)	1:03.056 (24) 1:58.890 (22)	2:39.923 (20) 3:26.630 (20)	3:53.488	+37.750
20	13	WIDMANN Veronika	ITA	1993	51.325 (19)	1:08.460 (28) 2:03.038 (24)	2:43.777 (22) 3:27.040 (21)	3:53.747	+38.009
21	19	RAWSON Shania	NZL	1999	50.117 (25)	1:01.680 (22) 1:57.494 (20)	2:38.652 (19) 3:25.631 (19)	3:54.921	+39.183
22	25	MOLLOY Tegan	AUS	1996	49.343 (26)	1:02.932 (23) 2:00.175 (23)	2:40.883 (21) 3:29.567 (22)	3:56.328	+40.590
23	24	RUBESAM Sandra	GER	1988		58.266 (10) 1:52.081 (11)	2:44.892 (23) 3:30.380 (23)	3:58.544	+42.806
24	27	BEECROFT Danielle	AUS	1995	50.967 (21)	59.585 (17) 2:06.819 (27)	2:49.792 (26) 3:35.043 (26)	4:03.039	+47.301
25	32	PAGEAU Rachel	CAN	1995	47.245 (28)	1:06.906 (27) 2:04.856 (26)	2:46.836 (25) 3:34.130 (24)	4:03.452	+47.714
26	20	ARMSTRONG Virginia	NZL	1998		1:11.784 (30) 2:08.106 (28)	2:49.833 (27) 3:35.685 (27)	4:03.929	+48.191
27	16	DEEKABALLES Vipavee	THA	1991	49.153 (27)	1:05.197 (26) 2:03.266 (25)	2:46.674 (24) 3:34.648 (25)	4:05.685	+49.947

DOWNHILL

Lenzerheide (SUI) - 9 SEP 2018

Final

Results

Women Elite

Rank	N°	Name	Nation	YOB	Speed	Split 1 & 2	Split 3 & 4	Time	Gap
28	26	CHATKAMNOED Siraphatson	THA	1996	50.714 (23)	1:08.939 (29) 2:11.776 (29)	2:57.797 (30) 3:50.752 (28)	4:22.411	+1:06.673
29	33	JIRKOVA Simona	CZE	1991	52.592 (12)	59.554 (16) 2:13.589 (30)	2:54.774 (29) 3:54.085 (29)	4:22.870	+1:07.132
30	35	JANG Yerin	KOR	1999	43.955 (29)	1:21.313 (31) 2:30.554 (31)	3:21.834 (31) 4:26.481 (31)	5:00.549	+1:44.811
31	15	RAVANEL Cecile	FRA	1981	53.416 (8)	55.130 (4) 1:45.981 (6)	2:54.640 (28) 4:09.082 (30)	5:05.628	+1:49.890
	5	HRASTNIK Monika	SLO	1994				DNS	

Total Race Distance	Avg Speed	Participants					Weather	Temperature
		Entries / NOCs	Finished	DNF	DSQ	DNS		
2.2 km	40.462 Km/h	32/13	31			1	Sunny	20°C

Finish Judge	President of Commissaires' Panel DROLET Michael (CAN)
--------------	---

Legend: DNS Did Not Start

DOWNHILL

Lenzerheide (SUI) - 7 SEP 2018

Results
Qualification
Men Elite

Rank	N°	Name	Nation	YOB	Speed	Split 1 & 2	Split 3 & 4	Time	Gap
1	P 8	MACDONALD Brook	NZL	1991	60.497 (4)	48.599 (6) 1:33.409 (5)	2:05.601 (4) 2:40.714 (1)	3:03.206	+0.000 Q
2	P 5	VERGIER Boris	FRA	1996	60.497 (4)	48.399 (4) 1:32.897 (4)	2:04.907 (1) 2:41.482 (2)	3:03.815	+0.609 Q
3	P 13	FEARON Connor	AUS	1994	60.000 (12)	48.895 (7) 1:33.784 (7)	2:05.872 (6) 2:41.999 (3)	3:04.987	+1.781 Q
4	P 31	MAES Martin	BEL	1997		47.862 (1) 1:32.502 (3)	2:05.533 (2) 2:42.414 (4)	3:05.049	+1.843 Q
5	P 10	GWIN Aaron	USA	1987	59.929 (14)	48.417 (5) 1:32.488 (2)	2:05.561 (3) 2:42.775 (6)	3:05.386	+2.180 Q
6	P 4	HART Danny	GBR	1991	60.640 (3)	48.130 (3) 1:32.468 (1)	2:05.737 (5) 2:42.744 (5)	3:05.658	+2.452 Q
7	P 9	SHAW Luca	USA	1996	60.070 (11)	48.980 (8) 1:33.974 (8)	2:07.294 (8) 2:42.984 (7)	3:05.854	+2.648 Q
8	16	MOIR Jack	AUS	1994	61.075 (2)	49.454 (13) 1:33.487 (6)	2:06.737 (7) 2:43.257 (8)	3:05.953	+2.747 Q
9	23	BRAYTON Adam	GBR	1988	59.098 (23)	49.442 (12) 1:34.738 (11)	2:07.816 (10) 2:43.718 (9)	3:06.401	+3.195 Q
10	P 1	BRUNI Loic	FRA	1994	60.141 (10)	47.989 (2) 1:36.698 (26)	2:09.300 (18) 2:44.929 (11)	3:07.351	+4.145 Q
11	43	MARIN Alex	ESP	1997	60.283 (7)	49.897 (17) 1:34.200 (10)	2:07.305 (9) 2:44.855 (10)	3:07.516	+4.310 Q
12	14	WALKER Matt	GBR	1999	58.758 (33)	49.394 (10) 1:35.411 (16)	2:08.707 (12) 2:45.184 (12)	3:08.451	+5.245 Q
13	P 11	GUTIERREZ VILLEGAS Marcelo	COL	1990	58.223 (44)	49.500 (14) 1:35.037 (13)	2:08.986 (14) 2:45.568 (13)	3:09.275	+6.069 Q
14	P 22	ILES Finn	CAN	1999	59.303 (17)	49.798 (16) 1:35.168 (14)	2:09.181 (16) 2:46.489 (16)	3:09.376	+6.170 Q
15	P 18	THIRION Remi	FRA	1990	57.309 (61)	50.302 (22) 1:34.802 (12)	2:09.043 (15) 2:46.007 (15)	3:09.607	+6.401 Q
16	P 15	WALLACE Mark	CAN	1995	59.166 (21)	50.342 (23) 1:35.266 (15)	2:08.978 (13) 2:45.924 (14)	3:09.697	+6.491 Q
17	P 2	PIERON Amaury	FRA	1996	59.235 (19)	50.348 (24) 1:33.992 (9)	2:07.975 (11) 2:46.708 (18)	3:10.211	+7.005 Q
18	76	ERLANGSEN Theo	RSA	1995	59.789 (16)	50.604 (26) 1:35.865 (19)	2:09.452 (19) 2:46.681 (17)	3:10.370	+7.164 Q
19	P 28	WILSON Reece	GBR	1996	58.961 (27)	50.033 (19) 1:35.645 (18)	2:10.386 (22) 2:47.600 (21)	3:10.885	+7.679 Q
20	44	PARDAL Francisco	POR	1991	59.030 (25)	51.055 (31) 1:36.151 (21)	2:10.200 (21) 2:47.215 (19)	3:11.474	+8.268 Q
21	57	KOLB Andreas	AUT	1996		50.369 (25) 1:36.047 (20)	2:10.171 (20) 2:47.256 (20)	3:11.570	+8.364 Q
22	37	DICKSON Jacob	IRL	1997	58.556 (37)	51.748 (46) 1:36.916 (27)	2:10.541 (23) 2:48.231 (23)	3:11.772	+8.566 Q
23	47	JONES Michael	GBR	1995	58.223 (44)	49.962 (18) 1:36.376 (22)	2:11.010 (25) 2:48.475 (24)	3:12.099	+8.893 Q
24	64	ZABJEK Jure	SLO	1995	58.961 (27)	51.034 (29) 1:36.688 (25)	2:10.959 (24) 2:49.312 (27)	3:12.630	+9.424 Q
25	P 3	BROSNAN Troy	AUS	1993	59.859 (15)	49.544 (15) 1:36.421 (23)	2:11.101 (26) 2:48.679 (25)	3:12.671	+9.465 Q
26	58	ATWILL Philip	GBR	1995	58.090 (48)	49.121 (9) 1:36.444 (24)	2:11.482 (27) 2:49.149 (26)	3:12.848	+9.642 Q
27	30	MASTERS Edward	NZL	1989	58.961 (27)	50.242 (21) 1:35.490 (17)	2:09.290 (17) 2:47.751 (22)	3:13.255	+10.049 Q

DOWNHILL

Lenzerheide (SUI) - 7 SEP 2018

Results
Qualification
Men Elite

Rank	N°	Name	Nation	YOB	Speed	Split 1 & 2	Split 3 & 4	Time	Gap
28	51	HARTENSTERN Max	GER	1999	58.826 (32)	51.569 (43) 1:37.497 (30)	2:12.186 (29) 2:49.601 (28)	3:13.369	+10.163 Q
29	24	HANNAH Michael	AUS	1983	60.497 (4)	50.175 (20) 1:37.240 (29)	2:12.759 (31) 2:50.632 (30)	3:13.833	+10.627 Q
30	68	MINNAAR Greg	RSA	1981	57.893 (51)	51.412 (39) 1:39.205 (41)	2:13.742 (38) 2:51.029 (33)	3:13.988	+10.782 Q
31	40	SUAREZ ALONSO Angel	ESP	1995	60.212 (8)	51.049 (30) 1:37.196 (28)	2:11.982 (28) 2:50.255 (29)	3:13.991	+10.785 Q
32	38	MASTERS Wyn	NZL	1987	58.758 (33)	52.253 (52) 1:38.589 (36)	2:12.629 (30) 2:50.897 (32)	3:14.294	+11.088 Q
33	71	FREW Jackson	AUS	1998	59.098 (23)	50.942 (27) 1:37.654 (31)	2:13.061 (35) 2:51.424 (37)	3:14.450	+11.244 Q
34	26	NORTON Dakotah	USA	1992	58.894 (30)	52.557 (58) 1:39.302 (43)	2:14.091 (39) 2:51.114 (34)	3:14.656	+11.450 Q
35	65	FITZGERALD Henry	CAN	1998	58.422 (39)	51.401 (38) 1:39.281 (42)	2:14.229 (40) 2:51.115 (35)	3:14.849	+11.643 Q
36	21	PIERRON Baptiste	FRA	1993	56.736 (73)	51.100 (32) 1:38.064 (32)	2:12.793 (32) 2:50.726 (31)	3:14.918	+11.712 Q
37	55	CEBALLOS OTALVARO Steven	COL	1998	57.438 (57)	51.872 (47) 1:38.132 (33)	2:12.948 (34) 2:51.173 (36)	3:15.360	+12.154 Q
38	29	GUTIERREZ VILLEGAS Rafael	COL	1994	55.807 (81)	51.483 (41) 1:38.408 (34)	2:12.940 (33) 2:51.899 (39)	3:15.595	+12.389 Q
39 P	7	GREENLAND Laurie	GBR	1997	58.289 (43)	51.488 (42) 1:38.702 (37)	2:13.651 (37) 2:52.196 (40)	3:15.973	+12.767 Q
40	59	WEBER Basil	SUI	1992	57.893 (51)	52.481 (55) 1:39.015 (38)	2:14.671 (43) 2:52.432 (42)	3:16.071	+12.865 Q
41	39	von KLEBELSBERG Johannes	ITA	1995	58.356 (41)	54.544 (83) 1:41.509 (57)	2:15.510 (49) 2:52.921 (45)	3:16.422	+13.216 Q
42	46	MANSON Magnus	CAN	1998	56.052 (78)	51.284 (36) 1:38.415 (35)	2:13.383 (36) 2:51.837 (38)	3:16.424	+13.218 Q
43	66	POTGIETER Johann	RSA	1987	59.030 (25)	52.000 (50) 1:39.946 (48)	2:14.543 (42) 2:52.477 (43)	3:16.515	+13.309 Q
44	27	TRUMMER David	AUT	1994	57.245 (62)	52.562 (59) 1:39.155 (40)	2:14.440 (41) 2:52.226 (41)	3:16.796	+13.590 Q
45	96	RIESCO Forrest	CAN	1994	57.181 (63)	52.087 (51) 1:39.917 (47)	2:15.269 (46) 2:52.899 (44)	3:16.821	+13.615 Q
46 P	6	BLENKINSOP Samuel	NZL	1988	58.422 (39)	51.668 (45) 1:39.362 (44)	2:14.884 (44) 2:53.858 (46)	3:17.680	+14.474 Q
47	63	CARBALLO GONZALEZ Edgar	ESP	1988	57.762 (54)	51.245 (35) 1:40.343 (51)	2:16.280 (52) 2:54.370 (48)	3:17.682	+14.476 Q
48	50	NIEDERBERGER Noel	SUI	1995	59.235 (19)	52.305 (54) 1:39.644 (45)	2:15.439 (48) 2:54.120 (47)	3:18.433	+15.227 Q
49	73	STEPANEK Ondrej	CZE	1994	57.373 (59)	51.571 (44) 1:41.095 (54)	2:16.647 (54) 2:54.871 (49)	3:19.030	+15.824 Q
50	108	KRAL Antonin	CZE	1996	58.758 (33)	53.248 (66) 1:43.065 (71)	2:18.415 (63) 2:55.869 (54)	3:19.363	+16.157 Q
51	88	CROWLEY Jack	IRL	1998	52.864 (97)	53.330 (68) 1:41.244 (56)	2:16.061 (51) 2:55.148 (50)	3:19.501	+16.295 Q
52	80	WRIGHT Keegan	NZL	1996	60.212 (8)	52.296 (53) 1:40.556 (52)	2:16.408 (53) 2:55.170 (51)	3:19.527	+16.321 Q
53 P	19	LUCAS Dean	AUS	1995		49.417 (11) 1:41.581 (60)	2:17.051 (57) 2:55.269 (52)	3:19.738	+16.532 Q
54	103	LEHMANN Janis	SUI	1998	57.959 (50)	52.669 (61) 1:39.688 (46)	2:15.945 (50) 2:55.671 (53)	3:20.108	+16.902 Q

DOWNHILL

Lenzerheide (SUI) - 7 SEP 2018

Results
Qualification
Men Elite

Rank	N°	Name	Nation	YOB	Speed	Split 1 & 2	Split 3 & 4	Time	Gap
55	52	LUKASIK Slawomir	POL	1993	59.303 (17)	51.295 (37) 1:41.679 (61)	2:16.854 (55) 2:55.930 (55)	3:20.459	+17.253 Q
56	79	COLOMBO Francesco	ITA	1995	58.223 (44)	52.642 (60) 1:39.996 (49)	2:15.375 (47) 2:56.299 (56)	3:21.099	+17.893 Q
57	78	GRANDY Silas	GER	1997	57.567 (56)	51.920 (48) 1:41.212 (55)	2:17.974 (60) 2:56.842 (58)	3:21.660	+18.454 Q
58	45	SHIMIZU Kazuki	JPN	1992	56.926 (66)	53.220 (65) 1:42.296 (65)	2:18.004 (61) 2:57.158 (59)	3:21.663	+18.457 Q
59	35	POMBO Emanuel	POR	1987	57.181 (63)	54.874 (86) 1:42.743 (69)	2:18.821 (69) 2:57.412 (60)	3:22.107	+18.901 Q
60	70	BARANEK Rastislav	SVK	1995	58.090 (48)	56.182 (91) 1:43.578 (75)	2:19.227 (72) 2:58.579 (66)	3:22.262	+19.056 Q
61	92	NESTOROFF Nikolas	USA	1999	55.868 (80)	52.917 (64) 1:43.742 (77)	2:19.102 (71) 2:58.169 (62)	3:22.358	+19.152 Q
62	62	SEHNAL Stanislav	CZE	1994	57.438 (57)	52.714 (62) 1:41.554 (59)	2:20.183 (75) 2:58.727 (69)	3:22.498	+19.292 Q
63	36	WALKER Matthew	NZL	1990	56.114 (77)	54.357 (80) 1:42.267 (64)	2:18.424 (64) 2:58.344 (65)	3:22.699	+19.493 Q
64	100	LEBL Martin	CZE	1996	54.790 (88)	53.918 (77) 1:44.282 (80)	2:19.831 (74) 2:58.250 (64)	3:22.769	+19.563 Q
65	106	von HEYDEN LANGELAAN Carlos	ESP	1998	56.926 (66)	53.456 (72) 1:41.544 (58)	2:17.794 (59) 2:58.227 (63)	3:23.089	+19.883 Q
66	116	SEEWALD Pablo	ARG	1993	58.894 (30)	53.336 (69) 1:42.466 (66)	2:17.431 (58) 2:58.108 (61)	3:23.315	+20.109 Q
67	69	ROJCEK Adam	SVK	1998		52.542 (57) 1:43.374 (74)	2:18.705 (68) 2:59.057 (70)	3:23.392	+20.186 Q
68	105	STEVENS Luke	CAN	1993	58.156 (47)	52.500 (56) 1:43.356 (73)	2:18.699 (67) 2:58.681 (68)	3:23.439	+20.233 Q
69	75	VESTAVIK Brage Evensen	NOR	1999	57.828 (53)	53.706 (75) 1:42.022 (63)	2:18.305 (62) 2:58.652 (67)	3:23.480	+20.274 Q
70	74	MORGAN Max	USA	1992	57.762 (54)	53.319 (67) 1:44.407 (81)	2:20.816 (80) 3:00.616 (72)	3:24.800	+21.594 Q
71	99	CAROLI Jerome	SUI	1995	58.556 (37)	51.427 (40) 1:39.074 (39)	2:15.137 (45) 3:00.823 (76)	3:25.032	+21.826 Q
72	61	BICA Vasco	POR	1995	56.548 (76)	54.451 (82) 1:43.944 (78)	2:21.047 (81) 3:00.679 (73)	3:25.100	+21.894 Q
73	34	ESTAQUE Thomas	FRA	1996	56.926 (66)	54.790 (84) 1:42.878 (70)	2:19.017 (70) 3:00.172 (71)	3:25.176	+21.970 Q
74	93	KLEE Felix	SUI	1994	56.800 (72)	52.751 (63) 1:40.997 (53)	2:17.005 (56) 2:56.452 (57)	3:25.287	+22.081 Q
75	85	VIEIRA Douglas	BRA	1998	55.444 (84)	54.101 (79) 1:44.964 (83)	2:20.433 (77) 3:01.121 (77)	3:25.521	+22.315 Q
76	90	WEBER Lutz	SUI	1992	60.000 (12)	51.002 (28) 1:44.099 (79)	2:20.441 (78) 3:00.783 (75)	3:25.667	+22.461 Q
77	41	REVELLI Loris	ITA	1997	59.166 (21)	51.925 (49) 1:47.238 (87)	2:21.752 (83) 3:01.880 (79)	3:26.080	+22.874 Q
78	86	BATE Conor	IRL	1999	53.250 (96)	53.679 (73) 1:43.110 (72)	2:20.476 (79) 3:01.488 (78)	3:26.437	+23.231 Q
79	82	CZERMAK Wojciech	POL	1995	55.686 (82)	53.699 (74) 1:41.785 (62)	2:18.474 (66) 3:01.894 (80)	3:26.680	+23.474 Q
80	94	LEIVO Petteri	FIN	1997	57.053 (65)	54.870 (85) 1:44.415 (82)	2:20.372 (76) 3:03.163 (81)	3:27.426	+24.220 Q
81	20	COULANGES Benoit	FRA	1994	54.908 (86)	53.873 (76) 1:42.651 (68)	2:19.316 (73) 3:00.720 (74)	3:27.509	+24.303

DOWNHILL

Lenzerheide (SUI) - 7 SEP 2018

Results
Qualification
Men Elite

Rank	N°	Name	Nation	YOB	Speed	Split 1 & 2	Split 3 & 4	Time	Gap
82	107	COUTTS Darcy	AUS	1999	55.991 (79)	54.050 (78) 1:43.588 (76)	2:21.322 (82) 3:03.398 (82)	3:28.120	+24.914
83	98	MAIO Jeremias	ARG	1989		54.404 (81) 1:48.444 (89)	2:25.248 (86) 3:04.435 (83)	3:30.214	+27.008
84	72	KUSHIMA Yuki	JPN	1993	55.504 (83)	1:01.921 (100) 1:50.440 (90)	2:26.801 (89) 3:06.586 (85)	3:30.585	+27.379
85	114	ERIKSSON Adam	SWE	1999	56.926 (66)	55.489 (88) 1:46.469 (86)	2:23.799 (84) 3:06.103 (84)	3:30.660	+27.454
86	81	VIEIRA Roger	BRA	1994	56.736 (73)	55.803 (89) 1:48.259 (88)	2:25.748 (87) 3:06.798 (86)	3:31.125	+27.919
87	54	VAUH Miran	SLO	1982	56.926 (66)	53.398 (71) 1:45.845 (84)	2:26.268 (88) 3:06.964 (87)	3:32.288	+29.082
88	97	POSADA COLORADO John Sebastian	COL	1992	56.863 (71)	55.200 (87) 1:46.373 (85)	2:24.501 (85) 3:07.966 (88)	3:33.546	+30.340
89	109	BONTA Remus-Cristian	ROU	1996	53.697 (93)	57.262 (92) 1:53.003 (97)	2:30.187 (91) 3:11.168 (89)	3:37.620	+34.414
90	95	STANO Lubos	SVK	1995	52.323 (98)	56.033 (90) 1:52.102 (93)	2:30.474 (92) 3:11.808 (90)	3:37.906	+34.700
91	113	MARKU Genc	ALB	1997	53.697 (93)	58.526 (94) 1:52.506 (94)	2:29.997 (90) 3:12.156 (91)	3:38.484	+35.278
92	89	LENTHAR Gabor	HUN	1986	54.095 (90)	58.976 (96) 1:52.617 (95)	2:31.448 (96) 3:14.451 (93)	3:41.016	+37.810
93	102	ISTVANDI Akos	ROU	1991	53.810 (92)	57.524 (93) 1:50.561 (91)	2:31.219 (95) 3:14.984 (94)	3:42.380	+39.174
94	110	RHAM Lucas	GER	1990	57.373 (59)	59.326 (98) 1:55.049 (98)	2:36.626 (98) 3:18.125 (95)	3:43.737	+40.531
95	77	PALOTAI Gabor	HUN	1994	54.498 (89)	59.196 (97) 1:51.603 (92)	2:30.487 (93) 3:12.897 (92)	3:48.054	+44.848
96 P	17	HARRISON Charlie	USA	1997	61.442 (1)	51.162 (33) 2:11.112 (103)	2:46.940 (101) 3:24.859 (99)	3:48.317	+45.111 Q
97	112	PAROZ Junior	SUI	1994	54.908 (86)	1:09.669 (103) 2:06.782 (102)	2:43.520 (100) 3:23.579 (97)	3:48.583	+45.377
98	48	FRIXTALON Hugo	FRA	1999	58.356 (41)	51.204 (34) 1:40.300 (50)	2:30.914 (94) 3:23.743 (98)	3:48.676	+45.470
99	56	SUKCHANYA Suebsakun	THA	1994	55.384 (85)	58.657 (95) 1:52.774 (96)	2:35.959 (97) 3:23.101 (96)	3:50.304	+47.098
100	42	BARTH Joshua	GER	1995	58.758 (33)	1:09.193 (102) 1:56.536 (99)	2:48.937 (103) 3:27.561 (100)	3:51.865	+48.659
101	91	IRMISCH Erik	GER	1988	56.736 (73)	53.380 (70) 1:42.580 (67)	2:18.433 (65) 3:30.489 (102)	3:54.526	+51.320
102	111	GOMEZ TRUJILLO Diego Jesus	COL	1994	54.095 (90)	1:01.046 (99) 1:56.996 (100)	2:37.856 (99) 3:29.739 (101)	3:56.908	+53.702
103	115	KAGAROV Saken	KAZ	1994	51.325 (99)	1:04.333 (101) 2:05.355 (101)	2:48.782 (102) 3:38.051 (103)	4:07.064	+1:03.858
104	87	MATTUS Juho	EST	1991	53.528 (95)	1:31.528 (104) 2:26.942 (104)	3:07.357 (104) 3:52.456 (104)	4:17.985	+1:14.779
	32	DICKERSON Bryn	NZL	1991				DNS	
	117	ANDRIOTIS Konstantinos	GRE	1991				DNS	

Qualification Rule: Riders ranked 1-80 and the protected riders who started qualify for the final.



2018 MOUNTAIN BIKE
WORLD CHAMPIONSHIPS

LENZERHEIDE
SWITZERLAND



PRESENTED BY Mercedes-Benz

DOWNHILL

Lenzerheide (SUI) - 7 SEP 2018

Qualification

Results

Men Elite

Rank	N°	Name	Nation	YOB	Speed	Split 1 & 2	Split 3 & 4	Time	Gap	
		Participants								
Total Race Distance	Avg Speed	Entries / NOCs	Finished	DNF	DSQ	DNS	Weather	Temperature		
2.2 km	43.230 Km/h	106/33	104			2	Cloudy	14°C		

Finish Judge	President of Commissaires' Panel DROLET Michael (CAN)
--------------	---

Legend: DNS Did Not Start	P Protected
-------------------------------------	-------------

www.tissotwatches.com

WWW.UCI.ORG

Timing and Results provided by

Report Created FRI 7 SEP 2018 13:37

Page 5/5

PRESENTING AND MAIN SPONSORS



OFFICIAL SPONSORS



INSTITUTIONAL PARTNERS



DOWNHILL

Lenzerheide (SUI) - 7 SEP 2018
Results
Qualification
Women Elite

Rank	N°	Name	Nation	YOB	Speed	Split 1 & 2	Split 3 & 4	Time	Gap
1	P 2	ATHERTON Rachel	GBR	1987	53.472 (6)	55.927 (2) 1:51.422 (2)	2:29.325 (1) 3:12.271 (1)	3:38.076	+0.000 Q
2	P 3	SEAGRAVE Tahnee	GBR	1995	57.245 (1)	55.023 (1) 1:47.539 (1)	2:30.520 (2) 3:13.203 (2)	3:38.744	+0.668 Q
3	P 4	HANNAH Tracey	AUS	1988	55.444 (2)	57.819 (3) 1:52.537 (3)	2:31.898 (3) 3:17.949 (3)	3:43.525	+5.449 Q
4	P 15	RAVANEL Cecile	FRA	1981	51.951 (10)	58.767 (4) 1:56.128 (5)	2:36.095 (4) 3:21.467 (4)	3:47.780	+9.704 Q
5	P 7	CABIROU Marine	FRA	1997	52.919 (8)	58.894 (5) 1:55.884 (4)	2:36.437 (5) 3:22.887 (5)	3:50.086	+12.010 Q
6	P 10	SIEGENTHALER Emilie	SUI	1986	53.194 (7)	59.614 (6) 1:57.902 (6)	2:38.042 (6) 3:23.663 (6)	3:51.106	+13.030 Q
7	18	CHARRE Morgane	FRA	1990	50.463 (20)	1:00.501 (8) 1:59.010 (8)	2:40.193 (7) 3:24.488 (7)	3:51.328	+13.252 Q
8	27	BEECROFT Danielle	AUS	1995	51.376 (16)	1:04.398 (20) 2:03.427 (14)	2:45.190 (10) 3:33.007 (8)	4:00.585	+22.509 Q
9	22	HUBSCHER Janine	SUI	1996	54.152 (3)	1:00.277 (7) 2:09.343 (22)	2:48.741 (15) 3:34.016 (9)	4:01.600	+23.524 Q
10	23	CHAPPAZ Melanie	FRA	1999	51.376 (16)	1:02.067 (12) 2:01.903 (10)	2:44.998 (9) 3:34.830 (11)	4:02.834	+24.758 Q
11	29	BATTOLLA Eva	SUI	1998	51.951 (10)	1:01.649 (10) 2:03.293 (13)	2:46.099 (11) 3:34.468 (10)	4:03.485	+25.409 Q
12	33	JIRKOVA Simona	CZE	1991	49.534 (22)	1:03.683 (18) 2:03.869 (15)	2:47.488 (13) 3:35.974 (12)	4:04.553	+26.477 Q
13	14	HOFFMANN Nina Charlott	GER	1996	51.688 (14)	1:04.371 (19) 2:04.411 (16)	2:51.238 (16) 3:37.885 (13)	4:05.659	+27.583 Q
14	11	CAPPELLARI Carina	SUI	1991	52.323 (9)	1:02.960 (16) 2:05.356 (18)	2:47.883 (14) 3:38.210 (14)	4:05.712	+27.636 Q
15	8	FARINA Eleonora	ITA	1990	53.584 (5)	1:02.984 (17) 2:02.856 (12)	2:54.068 (20) 3:40.307 (17)	4:07.642	+29.566 Q
16	31	GEHRIG Carolin	SUI	1987	51.845 (12)	1:01.485 (9) 2:01.874 (9)	2:46.119 (12) 3:39.500 (15)	4:07.664	+29.588 Q
17	24	RUBESAM Sandra	GER	1988	47.954 (24)	1:06.894 (23) 2:07.874 (20)	2:51.430 (17) 3:39.716 (16)	4:08.301	+30.225 Q
18	1	MILLER Miranda	CAN	1990	51.740 (13)	1:02.079 (13) 2:05.289 (17)	2:52.148 (18) 3:43.768 (19)	4:11.083	+33.007 Q
19	19	RAWSON Shania	NZL	1999	47.910 (25)	1:09.283 (26) 2:10.372 (23)	2:54.316 (21) 3:41.928 (18)	4:11.808	+33.732 Q
20	28	SCHWEMMER Kim	GER	1993	48.226 (23)	1:07.156 (24) 2:08.629 (21)	2:52.207 (19) 3:45.285 (20)	4:12.726	+34.650 Q
21	25	MOLLOY Tegan	AUS	1996	50.513 (19)	1:05.949 (21) 2:12.146 (26)	2:57.358 (22) 3:46.952 (21)	4:14.263	+36.187 Q
22	16	DEEKABALLES Vipavee	THA	1991	47.377 (27)	1:08.088 (25) 2:11.838 (25)	2:58.060 (24) 3:47.282 (22)	4:18.386	+40.310 Q
23	30	FARIAS MARTINEZ Andrea Francisca	CHI	1995	51.688 (14)	1:02.684 (15) 2:07.404 (19)	3:02.384 (26) 3:52.199 (24)	4:19.117	+41.041 Q
24	32	PAGEAU Rachel	CAN	1995	44.842 (29)	1:05.969 (22) 2:10.507 (24)	3:02.185 (25) 3:52.162 (23)	4:21.692	+43.616 Q
25	13	WIDMANN Veronika	ITA	1993				4:29.376	+51.300 Q
26	20	ARMSTRONG Virginia	NZL	1998	47.865 (26)	1:19.995 (28) 2:30.379 (28)	3:18.727 (27) 4:15.412 (25)	4:46.059	+1:07.983 Q
27	26	CHATKAMNOED Siraphatson	THA	1996	45.971 (28)	1:15.973 (27) 2:26.405 (27)	3:23.781 (28) 4:37.151 (27)	5:11.470	+1:33.394 Q

DOWNHILL

Lenzerheide (SUI) - 7 SEP 2018

Results

Qualification

Women Elite

Rank	N°	Name	Nation	YOB	Speed	Split 1 & 2	Split 3 & 4	Time	Gap
28	21	BALANCHE Camille	SUI	1990	49.582 (21)	1:02.416 (14) 2:02.602 (11)	2:57.812 (23) 4:21.400 (26)	5:17.713	+1:39.637 Q
29	35	JANG Yerin	KOR	1999	42.352 (30)	1:23.900 (29) 2:55.943 (29)	3:57.659 (29) 5:05.406 (28)	5:42.215	+2:04.139 Q
P	5	HRASTNIK Monika	SLO	1994	50.916 (18)	1:02.060 (11) 1:58.586 (7)	2:40.284 (8)	DNF	Q
P	9	CURD Katy	GBR	1989	34.034 (31)	4:49.790 (30) 6:15.893 (30)		DNF	Q
P	6	NICOLE Myriam	FRA	1990				DSQ	Q

Qualification Rule: Riders ranked 1-40 and the protected riders who started qualify for the final.

Total Race Distance	Avg Speed	Participants					Weather	Temperature
		Entries / NOCs	Finished	DNF	DSQ	DNS		
2.2 km	36.318 Km/h	32/13	29	2	1		Cloudy	13°C

Finish Judge	President of Commissaires' Panel DROLET Michael (CAN)
--------------	---

Legend:	DNF Did Not Finish	DSQ Disqualified	P Protected
----------------	---------------------------	-------------------------	--------------------

DOWNHILL

Lenzerheide (SUI) - 9 SEP 2018
Results
Final
Men Junior

Rank	N°	Name	Nation	YOB	Speed	Split 1 & 2	Split 3 & 4	Time	Gap
1	4	EDWARDS Kade	GBR	2000	57.762 (10)	49.114 (3) 1:33.058 (1)	2:05.445 (1) 2:40.738 (1)	3:03.225	+0.000
2	3	A'HERN Kye	AUS	2001	60.212 (1)	49.558 (4) 1:34.091 (4)	2:08.244 (4) 2:44.545 (2)	3:07.635	+4.410
3	38	JAMIESON Elliot	CAN	2001	57.053 (13)	50.686 (11) 1:35.260 (8)	2:08.477 (8) 2:44.722 (3)	3:08.663	+5.438
4	2	DAPRELA Thibaut	FRA	2001	58.356 (5)	50.062 (7) 1:34.476 (5)	2:08.279 (5) 2:45.299 (6)	3:09.036	+5.811
5	5	KERR Henry	GBR	2000	57.502 (12)	50.306 (8) 1:33.959 (3)	2:07.846 (3) 2:45.192 (5)	3:09.040	+5.815
6	15	MASIERO Giacomo	ITA	2000	57.959 (8)	49.086 (1) 1:33.801 (2)	2:07.448 (2) 2:44.955 (4)	3:09.514	+6.289
7	13	PENE Tuhoto-Ariki	NZL	2001	58.024 (7)	50.371 (9) 1:34.932 (7)	2:08.352 (7) 2:46.479 (8)	3:10.128	+6.903
8	16	INIGUEZ Matteo	FRA	2001	56.863 (17)	50.448 (10) 1:36.515 (12)	2:09.741 (10) 2:46.600 (9)	3:10.175	+6.950
9	25	BOTTERAM Tristan	NED	2000	56.237 (26)	50.871 (13) 1:35.493 (9)	2:08.914 (9) 2:46.431 (7)	3:10.180	+6.955
10	11	EDMONDSON Jamie	GBR	2001	58.223 (6)	49.583 (5) 1:36.860 (13)	2:10.487 (13) 2:46.968 (10)	3:10.726	+7.501
11	24	CARTER Matthew	AUS	2000	56.863 (17)	51.166 (16) 1:36.305 (11)	2:09.758 (11) 2:47.625 (11)	3:11.780	+8.555
12	6	ROBBIE Sam	NZL	2000	57.828 (9)	51.317 (17) 1:38.183 (15)	2:11.623 (14) 2:49.235 (13)	3:12.614	+9.389
13	14	MAURER Simon	GER	2000	55.929 (29)	50.793 (12) 1:36.032 (10)	2:10.188 (12) 2:48.935 (12)	3:13.015	+9.790
14	10	CRUZ Lucas	CAN	2001		51.026 (14) 1:38.677 (19)	2:12.816 (17) 2:49.559 (14)	3:13.477	+10.252
15	23	WALLACE Ben	CAN	2000	53.194 (50)	51.462 (18) 1:38.504 (17)	2:12.481 (16) 2:50.323 (16)	3:14.526	+11.301
16	32	MAKEA Charles	NZL	2000	58.489 (4)	52.451 (28) 1:38.819 (20)	2:13.414 (20) 2:50.880 (17)	3:14.569	+11.344
17	47	VIDAL Antoine	FRA	2001	54.732 (38)	51.651 (19) 1:37.817 (14)	2:12.046 (15) 2:50.166 (15)	3:14.635	+11.410
18	18	KLAUS Janosch	SUI	2001		51.729 (21) 1:39.244 (23)	2:13.854 (23) 2:51.368 (18)	3:15.441	+12.216
19	30	McLEOD Hamish	NZL	2000	58.691 (3)	52.492 (29) 1:39.822 (28)	2:14.058 (25) 2:52.503 (21)	3:16.534	+13.309
20	33	SAURER Elia	SUI	2000	56.989 (14)	51.651 (19) 1:39.485 (25)	2:14.641 (26) 2:52.888 (22)	3:16.749	+13.524
21	35	JORBA PRATS Ignasi	ESP	2000	56.299 (24)	51.917 (23) 1:38.619 (18)	2:13.160 (18) 2:52.323 (19)	3:16.860	+13.635
22	73	SANCHEZ SALAZAR Camilo	COL	2001	54.382 (42)	52.362 (27) 1:38.453 (16)	2:13.215 (19) 2:52.424 (20)	3:17.131	+13.906
23	29	ALBER Hannes	ITA	2000	56.989 (14)	52.538 (30) 1:39.778 (27)	2:13.734 (22) 2:52.997 (23)	3:17.219	+13.994
24	40	McLEAN Kendall	CAN	2000	52.323 (54)	52.893 (34) 1:40.687 (32)	2:15.329 (31) 2:53.391 (25)	3:17.238	+14.013
25	59	SUETOS Cole	USA	2001	59.649 (2)	53.355 (38) 1:39.437 (24)	2:14.806 (28) 2:53.892 (28)	3:17.762	+14.537
26	20	HOPP Mika Leon	GER	2000	51.325 (56)	52.230 (25) 1:40.088 (29)	2:14.906 (29) 2:53.256 (24)	3:18.197	+14.972
27	48	CLEMENTS Justin	CAN	2001	54.557 (40)	52.890 (33) 1:40.261 (31)	2:15.265 (30) 2:53.849 (27)	3:18.681	+15.456

DOWNHILL

Lenzerheide (SUI) - 9 SEP 2018

Results
Final
Men Junior

Rank	N°	Name	Nation	YOB	Speed	Split 1 & 2	Split 3 & 4	Time	Gap
28	42	GOMILSCEK Zak	SLO	2001	55.929 (29)	53.232 (37) 1:40.958 (34)	2:16.507 (33) 2:53.983 (29)	3:18.862	+15.637
29	36	LEHMANN Hannes	GER	2001	56.674 (21)	52.682 (32) 1:39.137 (21)	2:13.714 (21) 2:53.538 (26)	3:18.974	+15.749
30	46	KERR George	GBR	2000	53.753 (47)	52.211 (24) 1:41.662 (36)	2:17.339 (36) 2:55.671 (31)	3:19.762	+16.537
31	26	GALE Sam	NZL	2001	56.299 (24)	52.961 (36) 1:41.959 (37)	2:17.243 (35) 2:56.239 (32)	3:20.345	+17.120
32	53	DOWNEY Cooper	AUS	2001	52.592 (53)	52.913 (35) 1:40.116 (30)	2:16.064 (32) 2:55.479 (30)	3:20.745	+17.520
33	51	SCOTT Riley	GBR	2000	56.926 (16)	52.540 (31) 1:40.692 (33)	2:16.714 (34) 2:57.186 (34)	3:21.767	+18.542
34	34	RILAT Emile	FRA	2001	55.205 (35)	53.841 (40) 1:42.383 (39)	2:17.752 (38) 2:57.147 (33)	3:21.877	+18.652
35	27	INTROZZI Stefano	ITA	2000	57.632 (11)	51.139 (15) 1:39.198 (22)	2:13.858 (24) 2:58.293 (35)	3:23.017	+19.792
36	67	LARSSON Adam	SWE	2000	52.216 (55)	54.676 (44) 1:44.022 (44)	2:19.756 (42) 2:59.585 (37)	3:24.738	+21.513
37	28	FINNIS Connor	RSA	2001	56.611 (22)	54.813 (45) 1:43.067 (42)	2:19.538 (39) 2:59.567 (36)	3:24.941	+21.716
38	17	MUSZULA Balazs	HUN	2000	55.807 (32)	54.089 (42) 1:42.842 (41)	2:19.663 (41) 3:00.260 (38)	3:25.523	+22.298
39	71	WOLFE Liam	IRL	2000	54.790 (37)	53.930 (41) 1:42.703 (40)	2:19.611 (40) 3:00.623 (39)	3:25.871	+22.646
40	45	MILLEY Ian	CAN	2001	52.919 (51)	54.420 (43) 1:44.381 (45)	2:20.890 (44) 3:00.985 (40)	3:26.059	+22.834
41	31	PEYRA DELIC Edgar	ESP	2001	53.924 (46)	55.671 (50) 1:43.971 (43)	2:20.161 (43) 3:01.243 (41)	3:27.009	+23.784
42	65	BOTTER Devid	AUT	2001	56.114 (27)	54.849 (46) 1:45.770 (50)	2:21.928 (46) 3:02.911 (43)	3:28.207	+24.982
43	9	SUKCHANYA Chinnapat	THA	2000	55.686 (33)	56.119 (53) 1:45.739 (48)	2:23.032 (50) 3:03.444 (45)	3:28.529	+25.304
44	8	BUTLER Patrick	AUS	2000	56.863 (17)	49.091 (2) 1:34.710 (6)	2:08.343 (6) 3:05.645 (50)	3:29.808	+26.583
45	43	SCHNOLLER Kilian	AUT	2001	55.444 (34)	53.723 (39) 1:44.845 (46)	2:21.908 (45) 3:05.074 (49)	3:30.328	+27.103
46	69	ARACIL ALBA Joan	AND	2000	55.868 (31)	55.251 (48) 1:46.206 (51)	2:22.760 (48) 3:04.241 (46)	3:30.557	+27.332
47	60	FRY Keegan	CAN	2000	54.209 (44)	58.686 (58) 1:47.911 (56)	2:24.167 (51) 3:04.979 (48)	3:30.710	+27.485
48	72	HABOWSKY FILHO Juliano	BRA	2000	54.325 (43)	54.878 (47) 1:45.156 (47)	2:22.897 (49) 3:04.419 (47)	3:30.901	+27.676
49	64	DANKANIC Filip	CZE	2001	54.038 (45)	55.927 (51) 1:48.657 (57)	2:25.791 (54) 3:07.160 (51)	3:32.269	+29.044
50	63	YAMADA Junichi	JPN	2001	54.498 (41)	56.083 (52) 1:47.037 (53)	2:24.910 (52) 3:07.554 (52)	3:33.438	+30.213
51	57	BENDER Gideon	USA	2001	56.611 (22)	55.596 (49) 1:45.764 (49)	2:21.973 (47) 3:02.005 (42)	3:33.820	+30.595
52	58	STCLAIR Nathan	USA	2000	53.697 (48)	52.235 (26) 1:41.996 (38)	2:17.709 (37) 3:02.973 (44)	3:34.333	+31.108
53	62	MOSER Stefano	SUI	2000	53.416 (49)	56.263 (54) 1:46.522 (52)	2:24.985 (53) 3:07.873 (53)	3:34.581	+31.356
54	70	FITZPATRICK Cathal	IRL	2000	52.646 (52)	58.323 (57) 1:50.994 (58)	2:27.959 (56) 3:09.604 (55)	3:35.363	+32.138

DOWNHILL

Lenzerheide (SUI) - 9 SEP 2018

Results

Final

Men Junior

Rank	N°	Name	Nation	YOB	Speed	Split 1 & 2	Split 3 & 4	Time	Gap
55	56	FERNANDEZ Nico	NZL	2001	54.849 (36)	56.626 (55) 1:47.910 (55)	2:25.990 (55) 3:09.522 (54)	3:36.606	+33.381
56	21	KACZMARCZYK Krzysztof	POL	2001		51.905 (22) 1:39.688 (26)	2:14.697 (27) 3:12.202 (56)	3:44.527	+41.302
57	37	BELEZIREV Rumen	BUL	2001	54.615 (39)	56.672 (56) 1:47.426 (54)	2:38.515 (57) 3:32.404 (57)	4:03.083	+59.858
	50	BIRKETT Luke	GBR	2000	56.736 (20)	49.722 (6) 1:41.594 (35)		DNF	
	54	FRAUENFELDER Jacob	AUS	2000				DSQ	
	12	OXENHAM Josh	NZL	2000				DNS	

Total Race Distance	Avg Speed	Participants					Weather	Temperature
		Entries / NOCs	Finished	DNF	DSQ	DNS		
2.2 km	43.226 Km/h	60/25	57	1	1	1	Sunny	18°C

Finish Judge	President of Commissaires' Panel DROLET Michael (CAN)
--------------	---

Legend:	DNF Did Not Finish	DNS Did Not Start	DSQ Disqualified
----------------	---------------------------	--------------------------	-------------------------

DOWNHILL

Lenzerheide (SUI) - 7 SEP 2018

Results
Qualification
Men Junior

Rank	N°	Name	Nation	YOB	Speed	Split 1 & 2	Split 3 & 4	Time	Gap
1	4	EDWARDS Kade	GBR	2000	58.422 (4)	52.020 (2) 1:37.244 (1)	2:10.608 (1) 2:47.884 (1)	3:11.171	+0.000 Q
2	8	BUTLER Patrick	AUS	2000	55.868 (20)	52.664 (6) 1:41.160 (3)	2:16.478 (2) 2:55.130 (2)	3:19.373	+8.202 Q
3	3	A'HERN Kye	AUS	2001	58.826 (1)	54.510 (18) 1:42.300 (7)	2:17.981 (5) 2:57.459 (4)	3:21.085	+9.914 Q
4	2	DAPRELA Thibaut	FRA	2001	58.758 (2)	52.183 (4) 1:42.265 (5)	2:17.368 (3) 2:57.407 (3)	3:21.782	+10.611 Q
5	15	MASIERO Giacomo	ITA	2000	56.361 (13)	52.147 (3) 1:40.639 (2)	2:17.489 (4) 2:58.234 (5)	3:23.299	+12.128 Q
6	5	KERR Henry	GBR	2000	58.556 (3)	50.957 (1) 1:42.872 (9)	2:18.349 (6) 2:59.680 (6)	3:24.055	+12.884 Q
7	40	McLEAN Kendall	CAN	2000	55.868 (20)	54.103 (13) 1:44.423 (14)	2:20.702 (12) 2:59.838 (7)	3:24.356	+13.185 Q
8	50	BIRKETT Luke	GBR	2000	56.611 (10)	52.431 (5) 1:42.295 (6)	2:18.624 (7) 3:00.442 (8)	3:25.154	+13.983 Q
9	6	ROBBIE Sam	NZL	2000	57.567 (7)	54.945 (21) 1:45.469 (16)	2:22.193 (17) 3:01.831 (11)	3:26.302	+15.131 Q
10	35	JORBA PRATS Ignasi	ESP	2000	56.175 (14)	54.150 (14) 1:43.711 (10)	2:19.509 (10) 3:01.196 (9)	3:26.690	+15.519 Q
11	33	SAURER Elia	SUI	2000	57.762 (5)	53.300 (8) 1:42.762 (8)	2:20.087 (11) 3:02.021 (12)	3:26.736	+15.565 Q
12	46	KERR George	GBR	2000	55.026 (29)	55.800 (26) 1:46.984 (23)	2:22.892 (21) 3:02.491 (13)	3:26.814	+15.643 Q
13	47	VIDAL Antoine	FRA	2001	55.747 (23)	54.612 (19) 1:43.878 (12)	2:21.355 (14) 3:01.603 (10)	3:27.103	+15.932 Q
14	24	CARTER Matthew	AUS	2000	56.611 (10)	55.828 (27) 1:45.926 (21)	2:22.481 (19) 3:03.049 (15)	3:28.455	+17.284 Q
15	38	JAMIESON Elliot	CAN	2001	56.114 (15)	54.231 (15) 1:45.723 (20)	2:22.855 (20) 3:03.615 (18)	3:28.554	+17.383 Q
16	23	WALLACE Ben	CAN	2000	53.584 (45)	53.041 (7) 1:45.594 (18)	2:23.275 (22) 3:03.306 (17)	3:28.729	+17.558 Q
17	53	DOWNEY Cooper	AUS	2001	54.325 (37)	53.596 (10) 1:43.807 (11)	2:20.944 (13) 3:03.020 (14)	3:28.885	+17.714 Q
18	73	SANCHEZ SALAZAR Camilo	COL	2001	55.504 (25)	54.037 (11) 1:44.332 (13)	2:19.473 (9) 3:04.348 (19)	3:29.456	+18.285 Q
19	13	PENE Tuhoto-Ariki	NZL	2001	57.181 (9)	55.315 (23) 1:45.599 (19)	2:22.297 (18) 3:05.124 (20)	3:30.604	+19.433 Q
20	30	McLEOD Hamish	NZL	2000	53.924 (42)	56.901 (36) 1:48.720 (27)	2:25.421 (25) 3:06.516 (23)	3:31.476	+20.305 Q
21	21	KACZMARCZYK Krzysztof	POL	2001	54.908 (30)	57.032 (37) 1:49.568 (31)	2:26.063 (27) 3:06.653 (24)	3:31.894	+20.723 Q
22	25	BOTTERAM Tristan	NED	2000	56.114 (15)	53.482 (9) 1:42.209 (4)	2:18.698 (8) 3:07.549 (27)	3:32.257	+21.086 Q
23	59	SUETOS Cole	USA	2001	56.548 (12)	56.266 (30) 1:47.856 (25)	2:26.465 (30) 3:07.936 (28)	3:32.292	+21.121 Q
24	48	CLEMENTS Justin	CAN	2001	53.250 (48)	56.306 (31) 1:49.290 (30)	2:25.601 (26) 3:06.944 (25)	3:32.492	+21.321 Q
25	42	GOMILSCEK Zak	SLO	2001	55.807 (22)	55.596 (24) 1:47.834 (24)	2:24.910 (23) 3:07.185 (26)	3:32.668	+21.497 Q
26	11	EDMONDSON Jamie	GBR	2001	56.052 (17)	54.072 (12) 1:45.338 (15)	2:22.116 (16) 3:03.127 (16)	3:32.910	+21.739 Q
27	29	ALBER Hannes	ITA	2000	55.384 (26)	55.658 (25) 1:46.319 (22)	2:25.329 (24) 3:06.205 (22)	3:33.049	+21.878 Q

DOWNHILL

Lenzerheide (SUI) - 7 SEP 2018

Results
Qualification
Men Junior

Rank	N°	Name	Nation	YOB	Speed	Split 1 & 2	Split 3 & 4	Time	Gap
28	36	LEHMANN Hannes	GER	2001	54.440 (35)	57.311 (39) 1:48.766 (28)	2:26.304 (29) 3:08.699 (30)	3:34.037	+22.866 Q
29	14	MAURER Simon	GER	2000	53.867 (43)	58.189 (45) 1:48.520 (26)	2:26.150 (28) 3:08.637 (29)	3:34.216	+23.045 Q
30	32	MAKEA Charles	NZL	2000	55.929 (18)	56.258 (29) 1:49.659 (33)	2:27.733 (31) 3:09.672 (31)	3:35.404	+24.233 Q
31	26	GALE Sam	NZL	2001	52.269 (52)	56.322 (32) 1:49.923 (35)	2:28.011 (32) 3:10.995 (32)	3:36.391	+25.220 Q
32	67	LARSSON Adam	SWE	2000	51.740 (54)	56.147 (28) 1:49.783 (34)	2:28.430 (34) 3:12.173 (35)	3:37.867	+26.696 Q
33	54	FRAUENFELDER Jacob	AUS	2000	54.095 (40)	57.833 (42) 1:49.288 (29)	2:28.788 (36) 3:13.488 (37)	3:38.186	+27.015 Q
34	45	MILLEY Ian	CAN	2001	54.849 (33)	57.337 (40) 1:50.846 (38)	2:29.728 (37) 3:12.762 (36)	3:38.421	+27.250 Q
35	62	MOSER Stefano	SUI	2000	54.908 (30)	58.559 (47) 1:50.574 (36)	2:28.776 (35) 3:12.028 (34)	3:38.868	+27.697 Q
36	51	SCOTT Riley	GBR	2000	55.565 (24)	55.130 (22) 1:52.986 (45)	2:30.926 (38) 3:13.969 (38)	3:39.144	+27.973 Q
37	16	INIGUEZ Matteo	FRA	2001	48.317 (58)	54.328 (17) 1:51.022 (39)	2:28.300 (33) 3:11.370 (33)	3:39.341	+28.170 Q
38	28	FINNIS Connor	RSA	2001	55.929 (18)	58.826 (50) 1:53.142 (46)	2:32.157 (44) 3:14.420 (39)	3:40.259	+29.088 Q
39	31	PEYRA DELIC Edgar	ESP	2001	51.273 (55)	58.178 (44) 1:52.104 (41)	2:31.168 (39) 3:14.553 (40)	3:40.411	+29.240 Q
40	58	STCLAIR Nathan	USA	2000	54.908 (30)	56.362 (34) 1:52.562 (43)	2:31.365 (40) 3:15.218 (41)	3:40.825	+29.654 Q
41	70	FITZPATRICK Cathal	IRL	2000		1:01.104 (56) 1:54.580 (49)	2:33.018 (46) 3:17.432 (43)	3:43.379	+32.208 Q
42	60	FRY Keegan	CAN	2000	49.727 (56)	58.612 (48) 1:53.359 (47)	2:32.848 (45) 3:16.991 (42)	3:43.430	+32.259 Q
43	69	ARACIL ALBA Joan	AND	2000	55.384 (26)	58.621 (49) 1:54.643 (50)	2:31.778 (41) 3:17.972 (45)	3:43.782	+32.611 Q
44	17	MUSZULA Balazs	HUN	2000	53.361 (47)	59.556 (54) 1:54.670 (51)	2:34.150 (49) 3:17.996 (46)	3:44.041	+32.870 Q
45	71	WOLFE Liam	IRL	2000		57.359 (41) 1:50.809 (37)	2:32.097 (43) 3:17.735 (44)	3:44.599	+33.428 Q
46	65	BOTTER Devid	AUT	2001	54.498 (34)	57.920 (43) 1:54.081 (48)	2:33.713 (48) 3:18.995 (47)	3:44.952	+33.781 Q
47	37	BELEZIREV Rumen	BUL	2001	54.038 (41)	59.353 (53) 1:52.339 (42)	2:33.693 (47) 3:20.135 (48)	3:46.488	+35.317 Q
48	10	CRUZ Lucas	CAN	2001	53.867 (43)	1:12.641 (61) 2:04.191 (56)	2:41.043 (54) 3:21.282 (50)	3:46.639	+35.468 Q
49	72	HABOWSKY FILHO Juliano	BRA	2000	55.205 (28)	56.353 (33) 1:49.572 (32)	2:35.516 (50) 3:21.744 (52)	3:47.562	+36.391 Q
50	43	SCHNOLLER Kilian	AUT	2001	48.593 (57)	57.065 (38) 1:52.913 (44)	2:31.855 (42) 3:21.248 (49)	3:47.620	+36.449 Q
51	20	HOPP Mika Leon	GER	2000	52.430 (51)	1:05.672 (58) 2:00.724 (55)	2:40.013 (53) 3:21.564 (51)	3:47.624	+36.453 Q
52	34	RILAT Emile	FRA	2001	54.440 (35)	56.455 (35) 1:57.401 (53)	2:35.538 (51) 3:22.279 (53)	3:48.516	+37.345 Q
53	57	BENDER Gideon	USA	2001	54.209 (38)	59.303 (52) 1:55.370 (52)	2:36.116 (52) 3:22.487 (54)	3:48.985	+37.814 Q
54	27	INTROZZI Stefano	ITA	2000	52.538 (50)	1:09.407 (60) 2:05.459 (58)	2:44.277 (56) 3:25.388 (55)	3:51.094	+39.923 Q

DOWNHILL

Lenzerheide (SUI) - 7 SEP 2018

Results

Qualification

Men Junior

Rank	N°	Name	Nation	YOB	Speed	Split 1 & 2	Split 3 & 4	Time	Gap
55	18	KLAUS Janosch	SUI	2001	57.438 (8)	54.266 (16) 2:06.825 (59)	2:42.696 (55) 3:27.140 (56)	3:51.316	+40.145 Q
56	56	FERNANDEZ Nico	NZL	2001				3:51.359	+40.188 Q
57	64	DANKANIC Filip	CZE	2001		1:00.065 (55) 2:04.737 (57)	2:45.387 (57) 3:33.670 (57)	4:06.741	+55.570 Q
58	9	SUKCHANYA Chinnapat	THA	2000	53.416 (46)	58.370 (46) 1:51.922 (40)	2:48.485 (58) 3:41.330 (58)	4:08.473	+57.302 Q
59	12	OXENHAM Josh	NZL	2000	57.632 (6)	54.660 (20) 1:45.582 (17)	2:21.918 (15) 3:05.545 (21)	4:14.031	+1:02.860 Q
60	63	YAMADA Junichi	JPN	2001	53.029 (49)	1:02.504 (57) 2:20.585 (60)	3:00.156 (59) 3:49.283 (59)	4:16.076	+1:04.905 Q
61	52	BARBER Nikolai	AUS	2000	34.799 (59)	1:06.778 (59) 2:24.498 (61)	3:10.578 (60) 4:07.470 (60)	4:48.676	+1:37.505
62	22	BARRETT Jasper	RSA	2001	52.057 (53)	2:07.387 (62) 3:01.078 (62)	3:47.799 (61) 4:32.103 (61)	4:59.002	+1:47.831
	19	GIEBISZER Andre	HUN	2000	54.209 (38)	59.041 (51) 1:58.879 (54)		DNF	
	68	MOISIL Matei-Ioan	ROU	2001				DNF	
	7	LADEIRA Tiago	POR	2000				DNS	
	41	GAREIS Zachary	USA	2001				DNS	
	55	GUNGL Aaron	AUS	2000				DNS	
	61	BAECHLER Yannick	SUI	2001				DNS	

Qualification Rule: Riders ranked 1-60 qualify for the final.

Total Race Distance	Avg Speed	Participants					Weather	Temperature
		Entries / NOCs	Finished	DNF	DSQ	DNS		
2.2 km	41.429 Km/h	68/27	62	2		4	Cloudy	12°C

Finish Judge	President of Commissaires' Panel DROLET Michael (CAN)
--------------	---

Legend: DNF Did Not Finish DNS Did Not Start

DOWNHILL

Lenzerheide (SUI) - 9 SEP 2018

Results
Final
Women Junior

Rank	N°	Name	Nation	YOB	Speed	Split 1 & 2	Split 3 & 4	Time	Gap
1	2	HOLL Valentina	AUT	2001	56.548 (1)	56.015 (1) 1:50.586 (1)	2:29.595 (1) 3:13.832 (1)	3:39.726	+0.000
2	6	NEWKIRK Anna	USA	2001	49.776 (7)	59.691 (2) 1:55.702 (2)	2:36.748 (2) 3:22.745 (2)	3:50.607	+10.881
3	8	JOHNSET Mille	NOR	2001		1:05.989 (8) 2:03.032 (4)	2:44.595 (4) 3:29.709 (4)	3:56.420	+16.694
4	3	GIMENEZ Nastasia	FRA	2001	50.068 (5)	1:01.713 (3) 2:00.905 (3)	2:42.710 (3) 3:28.735 (3)	3:57.017	+17.291
5	5	ZIBASA Paula	LAT	2000	51.636 (4)	1:03.531 (5) 2:03.811 (5)	2:45.625 (6) 3:33.171 (5)	4:00.988	+21.262
6	12	BERNARD Mathilde	FRA	2000	53.361 (2)	1:03.912 (6) 2:04.044 (7)	2:45.586 (5) 3:34.231 (6)	4:02.429	+22.703
7	4	SORIANO Samantha	USA	2000	51.951 (3)	1:02.329 (4) 2:03.933 (6)	2:50.482 (7) 3:40.522 (7)	4:09.714	+29.988
8	7	ATKINSON Maya	GBR	2000	46.813 (10)	1:07.001 (9) 2:09.471 (9)	2:54.811 (9) 3:43.656 (9)	4:13.238	+33.512
9	10	MELVIN Kaytlin	USA	2000	49.921 (6)	1:05.810 (7) 2:10.178 (10)	2:55.553 (10) 3:46.628 (10)	4:17.389	+37.663
10	11	MONAGHAN Rosy	GBR	2001	46.942 (9)	1:07.514 (10) 2:08.239 (8)	2:52.101 (8) 3:42.611 (8)	4:18.980	+39.254
11	14	JOHANSSON JONES Otilia	SWE	2001	47.642 (8)	1:11.911 (11) 2:19.218 (11)	3:05.949 (11) 4:00.716 (11)	4:31.372	+51.646
12	15	POTTER Sally	AUS	2000	44.031 (11)	1:17.209 (12) 2:28.616 (12)	3:22.230 (12) 4:19.303 (12)	4:53.070	+1:13.344

Total Race Distance	Avg Speed	Participants					Weather	Temperature
		Entries / NOCs	Finished	DNF	DSQ	DNS		
2.2 km	36.045 Km/h	12/8	12				Sunny	15°C

Finish Judge

 President of Commissaires' Panel
DROLET Michael (CAN)

DOWNHILL

Lenzerheide (SUI) - 9 SEP 2018

Results
Final
Women Junior

Rank	N°	Name	Nation	YOB	Speed	Split 1 & 2	Split 3 & 4	Time	Gap
1	2	HOLL Valentina	AUT	2001	56.548 (1)	56.015 (1) 1:50.586 (1)	2:29.595 (1) 3:13.832 (1)	3:39.726	+0.000
2	6	NEWKIRK Anna	USA	2001	49.776 (7)	59.691 (2) 1:55.702 (2)	2:36.748 (2) 3:22.745 (2)	3:50.607	+10.881
3	8	JOHNSET Mille	NOR	2001		1:05.989 (8) 2:03.032 (4)	2:44.595 (4) 3:29.709 (4)	3:56.420	+16.694
4	3	GIMENEZ Nastasia	FRA	2001	50.068 (5)	1:01.713 (3) 2:00.905 (3)	2:42.710 (3) 3:28.735 (3)	3:57.017	+17.291
5	5	ZIBASA Paula	LAT	2000	51.636 (4)	1:03.531 (5) 2:03.811 (5)	2:45.625 (6) 3:33.171 (5)	4:00.988	+21.262
6	12	BERNARD Mathilde	FRA	2000	53.361 (2)	1:03.912 (6) 2:04.044 (7)	2:45.586 (5) 3:34.231 (6)	4:02.429	+22.703
7	4	SORIANO Samantha	USA	2000	51.951 (3)	1:02.329 (4) 2:03.933 (6)	2:50.482 (7) 3:40.522 (7)	4:09.714	+29.988
8	7	ATKINSON Maya	GBR	2000	46.813 (10)	1:07.001 (9) 2:09.471 (9)	2:54.811 (9) 3:43.656 (9)	4:13.238	+33.512
9	10	MELVIN Kaytlin	USA	2000	49.921 (6)	1:05.810 (7) 2:10.178 (10)	2:55.553 (10) 3:46.628 (10)	4:17.389	+37.663
10	11	MONAGHAN Rosy	GBR	2001	46.942 (9)	1:07.514 (10) 2:08.239 (8)	2:52.101 (8) 3:42.611 (8)	4:18.980	+39.254
11	14	JOHANSSON JONES Otilia	SWE	2001	47.642 (8)	1:11.911 (11) 2:19.218 (11)	3:05.949 (11) 4:00.716 (11)	4:31.372	+51.646
12	15	POTTER Sally	AUS	2000	44.031 (11)	1:17.209 (12) 2:28.616 (12)	3:22.230 (12) 4:19.303 (12)	4:53.070	+1:13.344

Total Race Distance	Avg Speed	Participants					Weather	Temperature
		Entries / NOCs	Finished	DNF	DSQ	DNS		
2.2 km	36.045 Km/h	12/8	12				Sunny	15°C

Finish Judge

 President of Commissaires' Panel
DROLET Michael (CAN)

DOWNHILL

Lenzerheide (SUI) - 7 SEP 2018

Results
Qualification
Women Junior

Rank	N°	Name	Nation	YOB	Speed	Split 1 & 2	Split 3 & 4	Time	Gap
1	2	HOLL Valentina	AUT	2001	53.641 (1)	1:00.277 (1) 2:00.517 (1)	2:41.467 (2) 3:31.288 (1)	3:59.029	+0.000 Q
2	8	JOHNSET Mille	NOR	2001	49.921 (4)	1:06.132 (3) 2:10.153 (3)	2:55.302 (4) 3:43.555 (2)	4:11.357	+12.328 Q
3	6	NEWKIRK Anna	USA	2001	51.325 (3)	1:05.324 (2) 2:07.702 (2)	2:53.132 (3) 3:45.668 (3)	4:13.738	+14.709 Q
4	12	BERNARD Mathilde	FRA	2000	52.110 (2)	1:06.921 (4) 2:12.601 (4)	2:58.048 (5) 3:51.121 (4)	4:21.003	+21.974 Q
5	5	ZIBASA Paula	LAT	2000	46.985 (8)	1:11.141 (8) 2:19.428 (6)	3:06.748 (7) 4:03.345 (5)	4:34.464	+35.435 Q
6	10	MELVIN Kaytlin	USA	2000	47.731 (7)	1:09.819 (7) 2:19.836 (7)	3:10.522 (8) 4:04.481 (7)	4:36.297	+37.268 Q
7	3	GIMENEZ Nastasia	FRA	2001	48.965 (6)	1:09.109 (6) 2:16.641 (5)	3:03.929 (6) 4:03.550 (6)	4:36.498	+37.469 Q
8	7	ATKINSON Maya	GBR	2000	46.304 (9)	1:18.019 (9) 2:27.870 (8)	3:20.754 (9) 4:16.181 (8)	4:47.411	+48.382 Q
9	4	SORIANO Samantha	USA	2000	49.921 (4)	1:08.536 (5) 2:28.915 (9)	3:25.388 (10) 4:26.771 (9)	4:59.117	+1:00.088 Q
10	15	POTTER Sally	AUS	2000	42.635 (10)	1:23.886 (12) 2:38.318 (11)	3:35.337 (11) 4:34.597 (10)	5:11.532	+1:12.503 Q
11	11	MONAGHAN Rosy	GBR	2001	37.951 (11)	1:22.025 (10) 2:46.262 (12)	2:29.735 (1) 4:41.460 (11)	5:17.064	+1:18.035 Q
12	14	JOHANSSON JONES Ottilia	SWE	2001		1:22.360 (11) 2:35.534 (10)	3:42.263 (12) 4:50.041 (12)	5:22.550	+1:23.521 Q
	9	SMITH Ellie	AUS	2000				DNS	
	13	GONCHEVA Viktoria	BUL	2000				DNS	

Qualification Rule: Riders ranked 1-15 qualify for the final.

Total Race Distance	Avg Speed	Participants					Weather	Temperature
		Entries / NOCs	Finished	DNF	DSQ	DNS		
2.2 km	33.134 Km/h	14/9	12			2	Cloudy	11°C

Finish Judge	President of Commissaires' Panel DROLET Michael (CAN)
--------------	---

Legend:
DNS Did Not Start